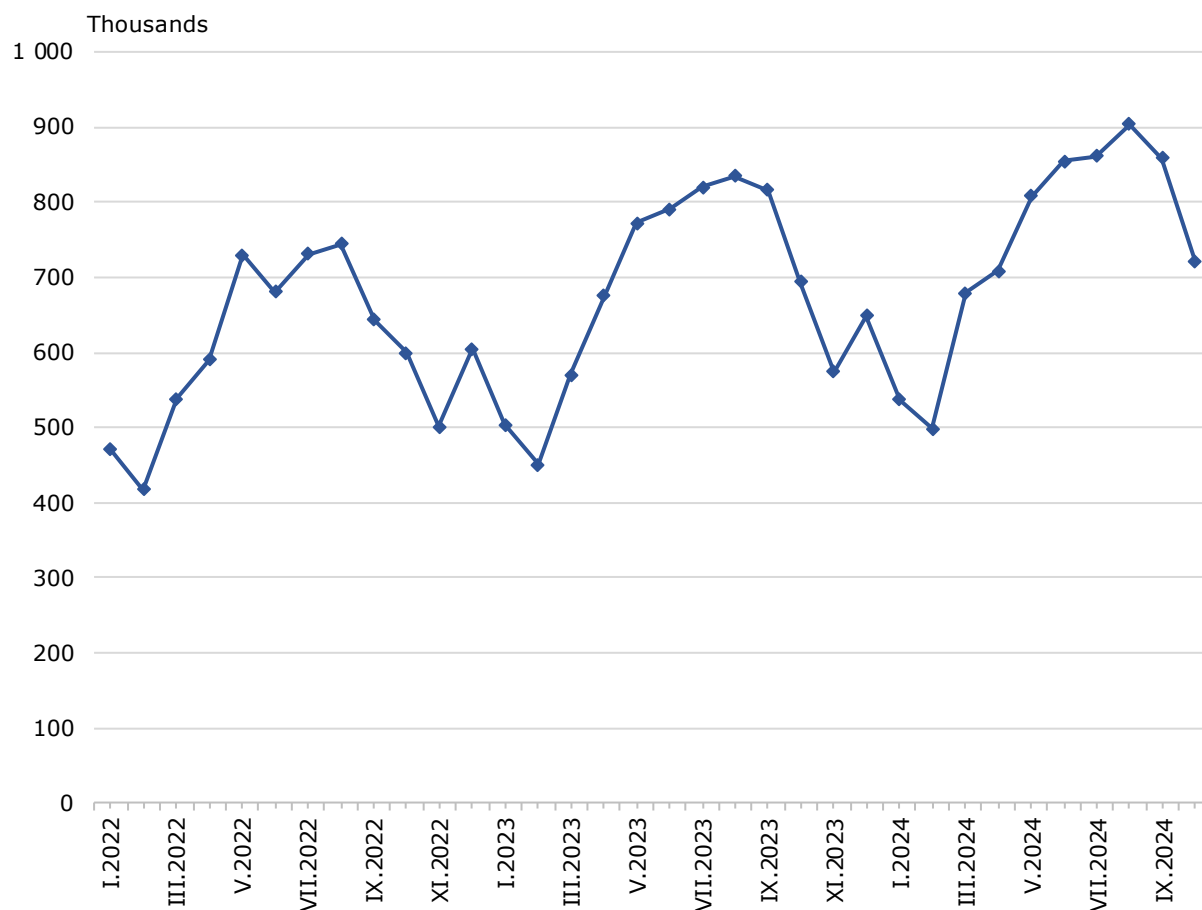




TRIPS OF BULGARIAN RESIDENTS ABROAD AND ARRIVALS OF VISITORS FROM ABROAD TO BULGARIA IN OCTOBER 2024

In October 2024, **the number of trips of Bulgarian residents abroad** was 720.9 thousand (Annex, Table 1), or 3.9% above the registered in October 2023 (Figure 1). An increase in the trips with all observed purposes was registered: holiday and recreation - by 7.4%, professional - by 4.8%, and with other purposes - by 0.3%.

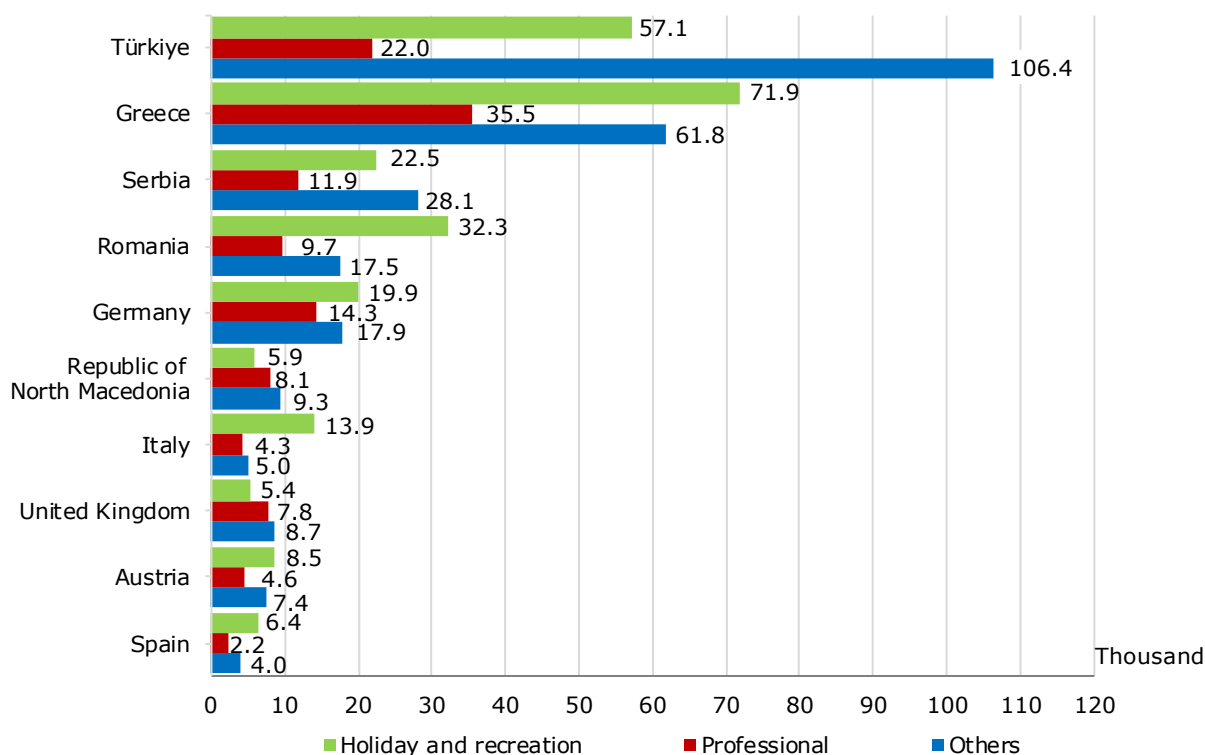
Figure 1. Trips of Bulgarian residents abroad by months



Most trips of Bulgarian residents were made to: Türkiye - 185.5 thousand, Greece - 169.2 thousand, Serbia - 62.5 thousand, Romania - 59.5 thousand, Germany - 52.1 thousand, Republic of North Macedonia - 23.3 thousand, Italy - 23.2 thousand, the United Kingdom - 21.9 thousand, Austria - 20.5 thousand, Spain - 12.6 thousand (Figure 2).

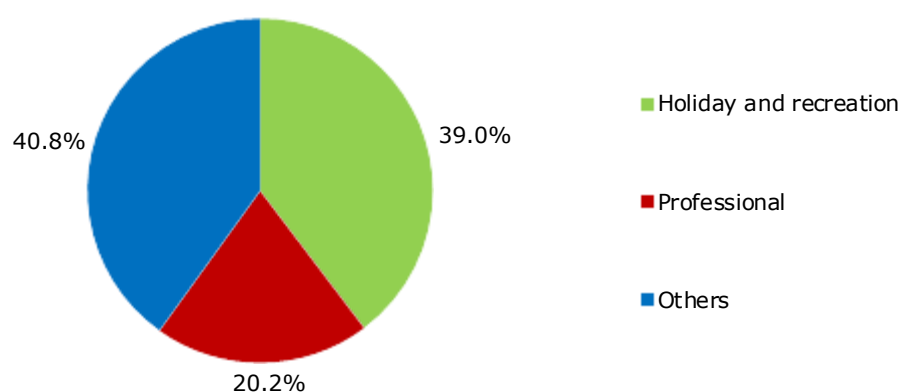
TRIPS OF BULGARIAN RESIDENTS ABROAD AND ARRIVALS OF VISITORS FROM ABROAD TO BULGARIA IN OCTOBER 2024

Figure 2. Most visited countries by Bulgarian citizens, by purpose of travel, in October 2024



The trips with other purposes formed the greatest share of the total number of trips of Bulgarian residents abroad - 40.8%, followed by those with holiday and recreation purposes - 39.0%, and with professional purposes - 20.2% (Figure 3).

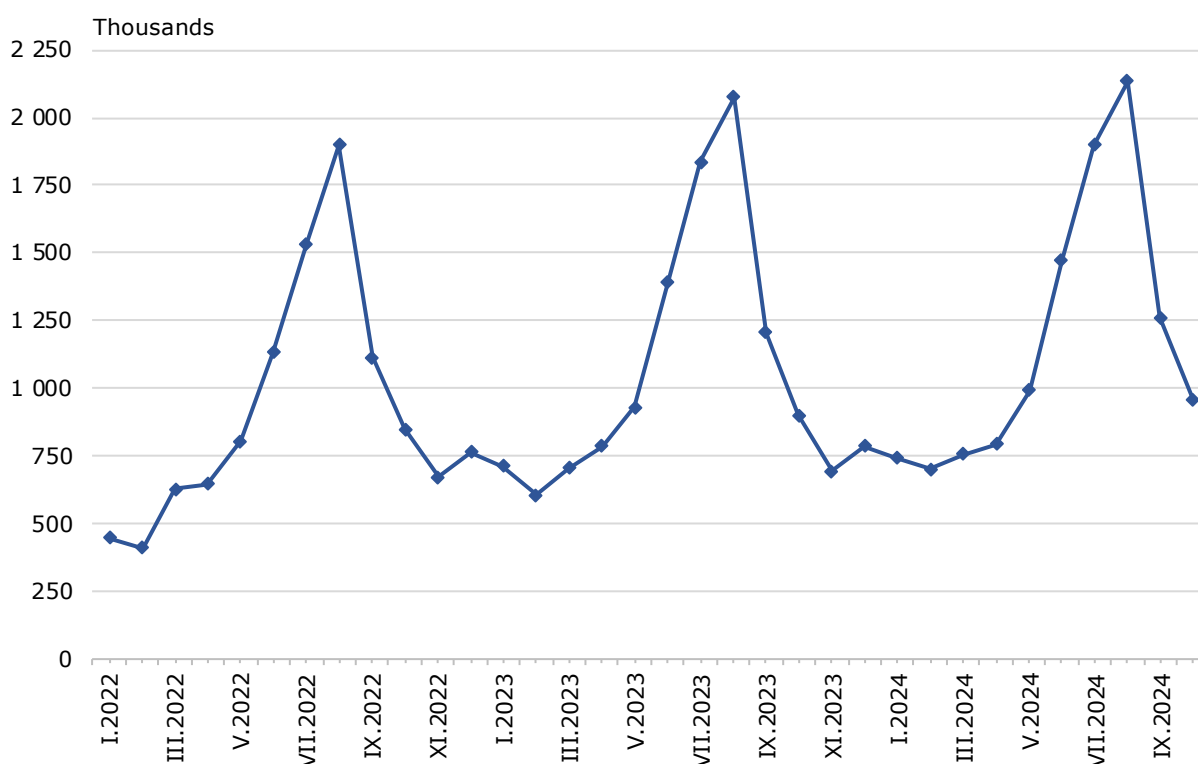
Figure 3. Structure of the trips of Bulgarian residents abroad by purpose of visit in October 2024



TRIPS OF BULGARIAN RESIDENTS ABROAD AND ARRIVALS OF VISITORS FROM ABROAD TO BULGARIA IN OCTOBER 2024

In October 2024, **the number of visits of non-residents to Bulgaria** was 953.1 thousand (Annex, Table 2), or 6.0% more in comparison with the same month of the previous year (Figure 4). An increase in the trips with all observed purposes was registered: holiday and recreation - by 12.9%, professional - by 4.7%, and with other purposes - by 1.6%. Transit passes through the country were 36.5% (347.5 thousand) of all visits of non-residents to Bulgaria.

Figure 4. Arrivals of visitors from abroad to Bulgaria by months



The share of visits of EU citizens was 50.0% of the total number of non-residents' visits to Bulgaria and reached 476.7 thousand, the largest being by visitors from Romania - 37.9%, Greece - 22.6%, and Germany - 12.2%.

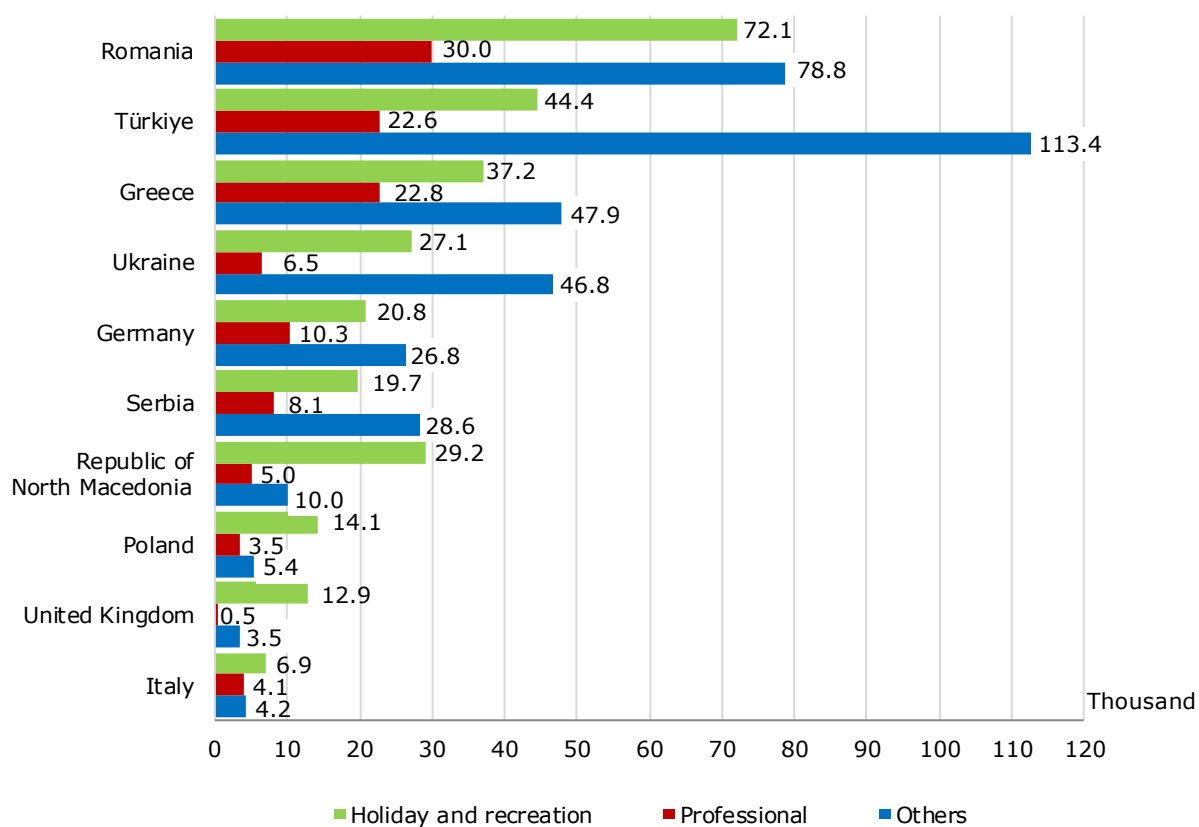
The visits of non-residents in the group 'Other European countries'¹ were 388.8 thousand, or 40.8% of all visits to Bulgaria. The highest registered number of visits was from Türkiye - 180.4 thousand, or 46.4% in this group.

Most visits to Bulgaria were from: Romania - 180.9 thousand, Türkiye - 180.4 thousand, Greece - 107.9 thousand, Ukraine - 80.4 thousand, Germany - 57.9 thousand, Serbia - 56.4 thousand, Republic of North Macedonia - 44.2 thousand, Poland - 23.0 thousand, the United Kingdom - 16.9 thousand, Italy - 15.2 thousand (Figure 5).

¹ Group 'Other European countries' includes countries in Europe outside the EU.

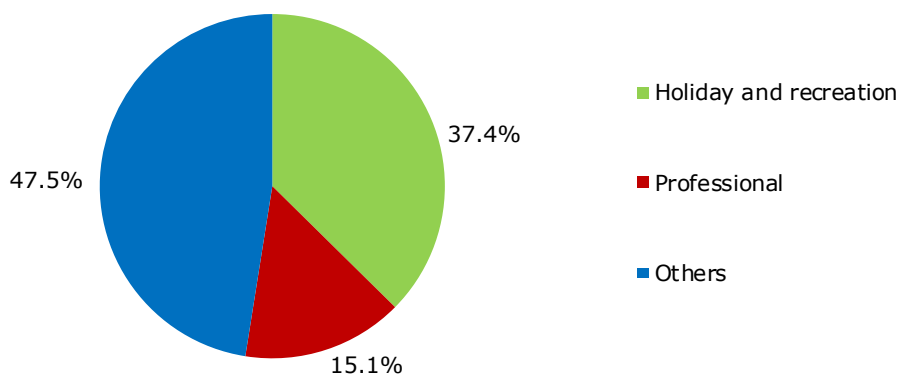
TRIPS OF BULGARIAN RESIDENTS ABROAD AND ARRIVALS OF VISITORS FROM ABROAD TO BULGARIA IN OCTOBER 2024

Figure 5. Countries with the highest total number of visits to Bulgaria, by purpose of travel, in October 2024



The predominant share of the visits was with other purposes - 47.5%, followed by trips with holiday and recreation purposes - 37.4%, and with professional purposes - 15.1% (Figure 6).

Figure 6. Structure of visits of non-residents to Bulgaria by purpose in October 2024



TRIPS OF BULGARIAN RESIDENTS ABROAD AND ARRIVALS OF VISITORS FROM ABROAD TO BULGARIA IN OCTOBER 2024

Methodological notes

The definitions recommended by the World Tourist Organization and the Methodological manual for tourism by Eurostat are applied by the National Statistical Institute.

In accordance with these definitions, **an international tourist** is any person who travels to a country other than his/her permanent residence for less than a year and whose main purpose is not doing any activity for payment in the place visited.

The purposes of visiting a country are the following:

- Excursion and holiday;
- Professional purposes (business trips, participation in conferences, congresses, concluding deals, etc.);
- Other (as a guest, education and visiting cultural and sports events, etc.) purposes.

Statistical data on the trips of Bulgarian residents travelling abroad and visits by non-residents to Bulgaria are obtained on the basis of monthly information received from the Ministry of Interior and a sample survey of the National Statistical Institute among residents and non-residents passing through border checkpoints.

Data on the number of trips of the citizens of the European Union are estimated on the basis of the information obtained from the Ministry of Interior and the airport authorities. Data on the number of citizens from 'third countries' are obtained directly from the Ministry of Interior.

Data on the purposes of the trips are obtained on the basis of the NSI's regular monthly sample survey of passing residents and non-residents through the border checkpoints.

**TRIPS OF BULGARIAN RESIDENTS ABROAD AND ARRIVALS OF VISITORS FROM
ABROAD TO BULGARIA IN OCTOBER 2024**

Annex

Table 1

**Trips of Bulgarian residents abroad by purpose of visit and
by country of destination in October 2024**

(Number)

Country of destination	Total	Purpose of visit		
		Holiday and recreation	Professional	Others
Total	720867	281471	145627	293769
EU	406610	181549	88952	136109
Austria	20483	8456	4598	7429
Belgium	7363	1426	2454	3483
Croatia	5677	4580	811	286
Cyprus	798	508	290	-
Czechia	9615	4998	2137	2480
Denmark	2442	827	814	801
Finland	421	123	140	158
France	11043	5248	2563	3232
Germany	52110	19948	14249	17913
Greece	169221	71944	35465	61812
Hungary	6029	2611	2557	861
Ireland	1113	371	509	233
Italy	23221	13931	4312	4978
Malta	828	516	91	221
Netherlands	8949	1729	987	6233
Poland	6492	1770	2951	1771
Portugal	1809	905	317	587
Romania	59473	32310	9708	17455
Slovakia	3288	1007	637	1644
Slovenia	1559	1039	284	236
Spain	12602	6358	2205	4039
Sweden	986	572	414	-
Other EU countries	1088	372	459	257
Other European countries	300053	93310	51992	154751
Norway	1913	1148	765	-
Republic of North Macedonia	23310	5936	8056	9318
Russian Federation	685	-	58	627
Serbia	62484	22463	11902	28119
Switzerland	4012	1195	1352	1465
Türkiye	185508	57082	22054	106372
Ukraine	196	-	33	163
United Kingdom	21945	5486	7772	8687
Other countries	1613	485	690	438
Canada	457	218	105	134
Israel	14	-	14	-
USA	1142	267	571	304
Rest of the world	12591	6127	3993	2471

**TRIPS OF BULGARIAN RESIDENTS ABROAD AND ARRIVALS OF VISITORS FROM
ABROAD TO BULGARIA IN OCTOBER 2024**

Table 2

**Arrivals of visitors from abroad to Bulgaria by purpose of visit and
by country of origin in October 2024**

(Number)

Country of origin	Total	Purpose of visit		
		Holiday and recreation	Professional	Others
Total	953136	356159	144016	452961
EU	476699	184929	90494	201276
Austria	13413	3313	2586	7514
Belgium	7452	2204	1202	4046
Croatia	4311	1893	1437	981
Cyprus	1846	625	564	657
Czechia	4406	1259	1296	1851
Denmark	2864	1432	1074	358
Finland	2103	1251	187	665
France	12223	3761	2914	5548
Germany	57920	20863	10276	26781
Greece	107917	37164	22808	47945
Hungary	7082	2125	733	4224
Ireland	3320	1660	327	1333
Italy	15238	6881	4183	4174
Malta	408	168	104	136
Netherlands	9773	2255	2037	5481
Poland	23003	14098	3525	5380
Portugal	1654	1103	551	-
Romania	180907	72115	29965	78827
Slovakia	3224	1075	716	1433
Slovenia	1446	607	482	357
Spain	8576	5348	1862	1366
Sweden	3029	1119	438	1472
Other EU countries	4584	2610	1227	747
Other European countries	388763	138014	45152	205597
Norway	2003	494	911	598
Republic of North Macedonia	44224	29204	5012	10008
Russian Federation	4500	2161	384	1955
Serbia	56350	19729	8078	28543
Switzerland	4094	2024	1155	915
Türkiye	180357	44387	22614	113356
Ukraine	80385	27108	6469	46808
United Kingdom	16850	12907	529	3414
Other countries	18341	14623	362	3356
Canada	1685	1265	28	392
Israel	8071	7251	92	728
Japan	635	522	37	76
USA	7950	5585	205	2160
Rest of the world	69333	18593	8008	42732