



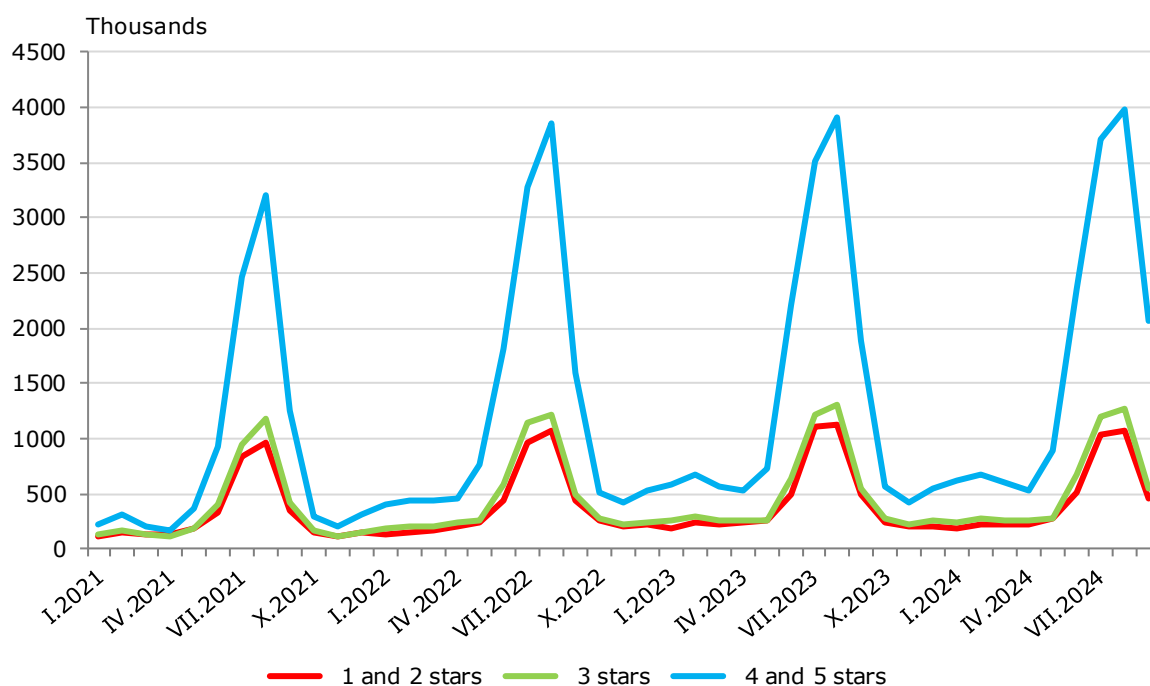
ACTIVITY OF ACCOMMODATION ESTABLISHMENTS IN SEPTEMBER 2024

In September 2024, 3 290 accommodation establishments - hotels, motels, camping sites, mountain chalets and other establishments for short-term accommodation, with 10 or more bed-places, functioned in the country (Annex, Table 1) with 138.8 thousand rooms and 312.2 thousand bed-places in them. In comparison with the same month of the previous year, the number of accommodation establishments increased by 2.4%, while the bed-places in them decreased by 1.1%.

The total number of nights spent was 3.1 million. The nights spent by non-residents reached 1.8 million and by Bulgarian residents - 1.3 million, which is an increase by 6.1% and 3.3%, respectively.

In 4 and 5-star accommodation establishments were realized 81.0% of all nights spent by non-residents and 46.9% by Bulgarian residents. In 3 stars were spent 13.8% of all nights by non-residents and 23.5% by Bulgarian residents, while in 1 and 2 stars, they were 5.2% and 29.6%, respectively (Figure 1).

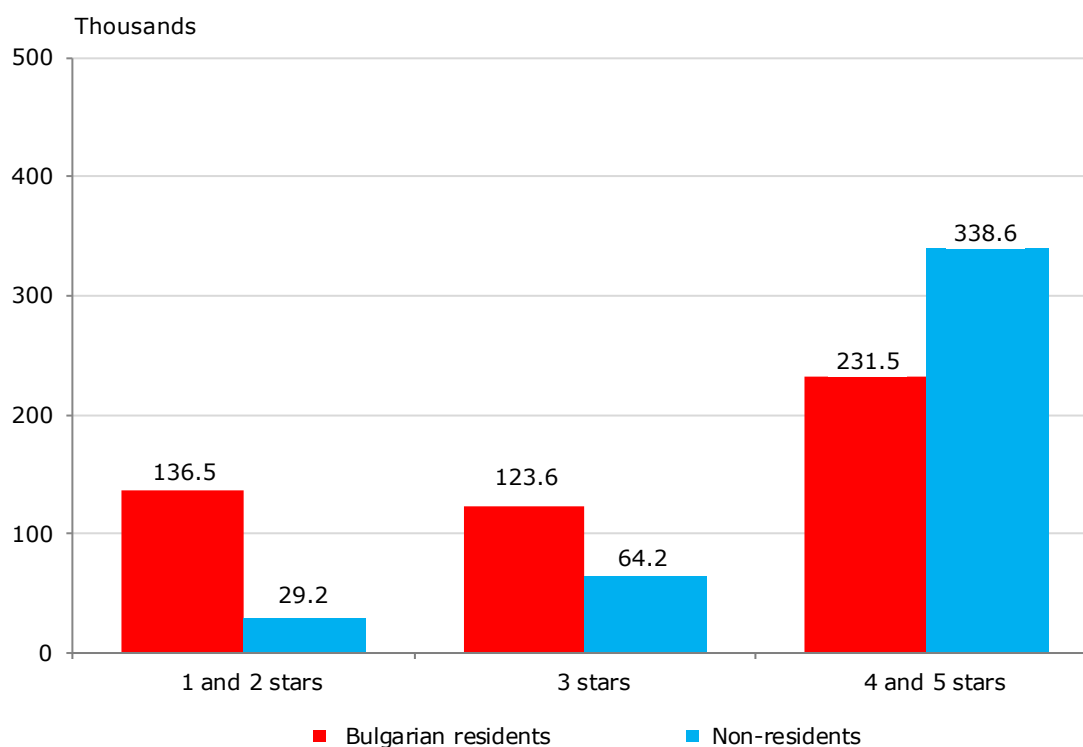
Figure 1. Nights spent in accommodation establishments by categories and months



ACTIVITY OF ACCOMMODATION ESTABLISHMENTS IN SEPTEMBER 2024

The number of arrivals¹ increased by 1.4% compared to the same month in 2023 and reached 923.6 thousand, as an increase by 2.6% for non-residents, and by 0.4% for Bulgarian residents was reported. The Bulgarian residents were 491.6 thousand and spent 2.5 nights on average. The arrivals of non-residents were 432.0 thousand, and had 4.2 nights on average, as 78.4% of them spent nights in accommodation establishments with 4 and 5 stars (Figure 2).

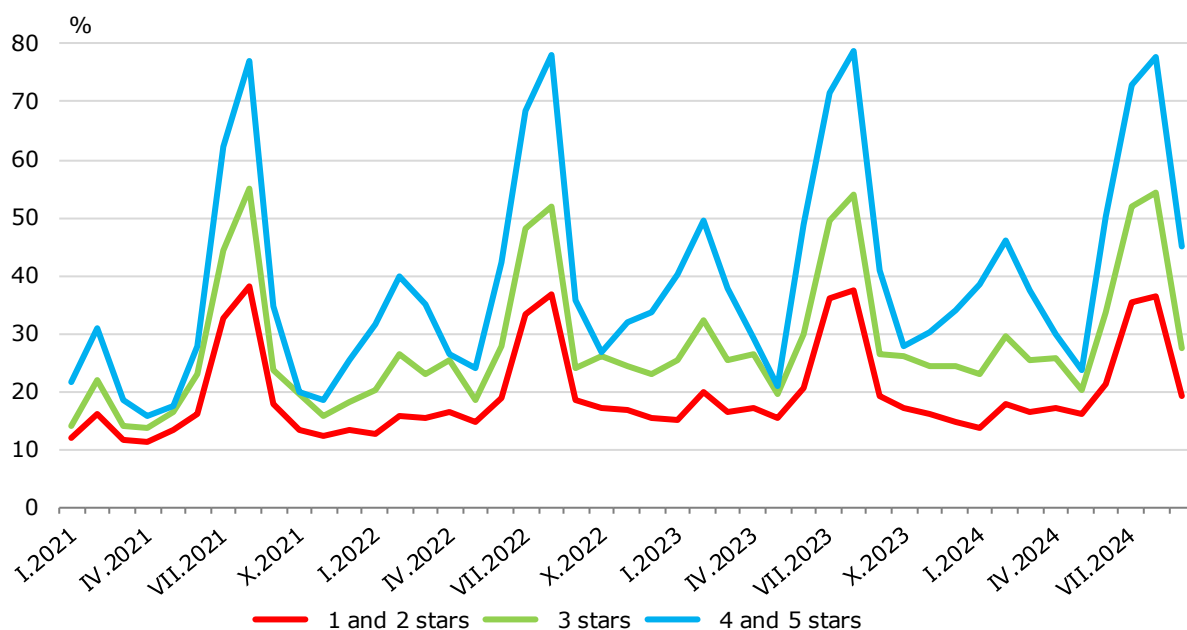
Figure 2. Arrivals in accommodation establishments by categories in September 2024



The total occupancy of the bed-places was 34.1% and increased by 2.4 percentage points compared to a year earlier. The highest occupancy of the bed-places was in 4 and 5-star accommodation establishments - 44.9%, followed by those with 3 stars - 27.3%, and with 1 and 2 stars - 19.3% (Figure 3).

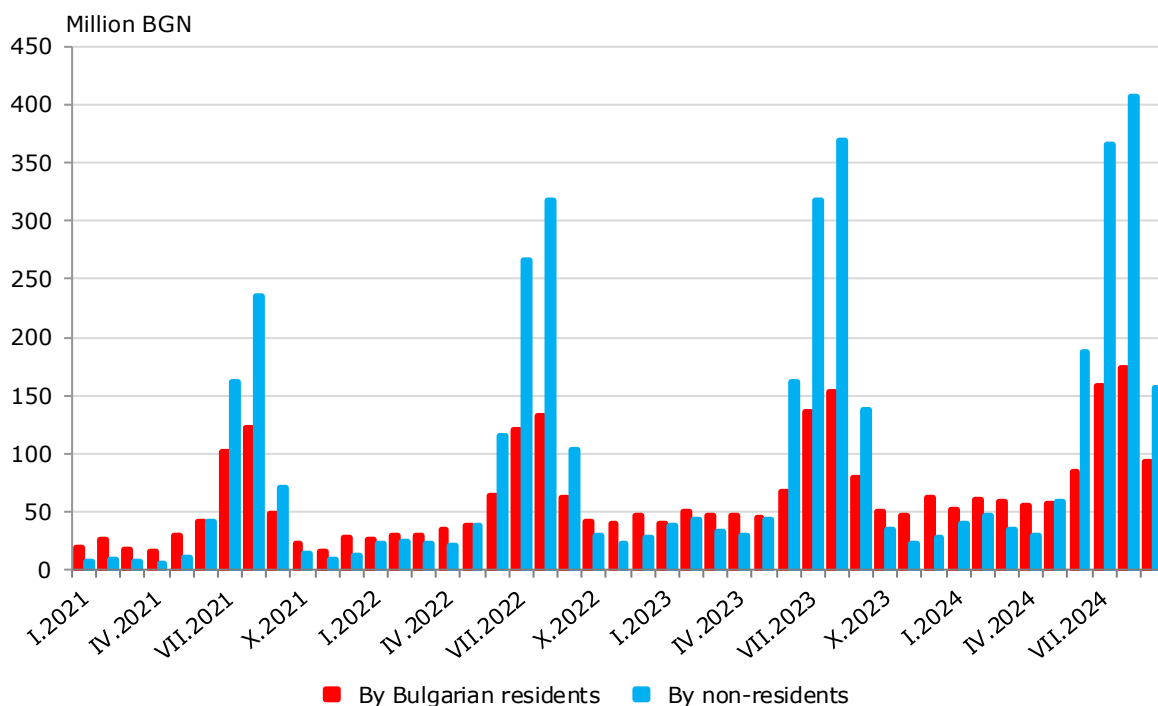
¹ According to instructions from Eurostat, the refugees from Ukraine are not included in the survey.

Figure 3. Occupation of the bed-places in accommodation establishments by categories and months



The total revenues from nights spent increased by 14.8%, compared to the same month of the previous year, and reached 249.7 million BGN, as 157.1 million BGN were from non-residents and 92.6 million BGN from Bulgarian residents (Figure 4).

Figure 4. Revenues from nights spent in accommodation establishments by months



Methodological notes

Since 2012, the statistical survey on **accommodation establishments** has been carried out monthly in compliance with the Regulation 692/2011 of the European Parliament and of the Council concerning European statistics on tourism and the Regulation 1051/2011 of the Commission implementing Regulation 692/2011 of the European Parliament and of the Council concerning European statistics on tourism, as regards the structure of the quality reports and the transmission of the data.

All categorized hotels, camping sites and other types of accommodation establishments with 10 or more bed-places in use during the reporting period are included in the observation.

The indicator **other accommodation establishments** includes holiday settlements, hostels, guest houses, bungalows, rest houses, mountain chalets, private rooms and flats and other establishments for short accommodation.

Available Bed Capacity is the maximum number of bed-places, offered for each day of the reference month.

The **revenues from nights spent** in accommodation establishments include the sums paid by the guests, without the extra services.

ACTIVITY OF ACCOMMODATION ESTABLISHMENTS IN SEPTEMBER 2024

Annex

Table 1

Activity of accommodation establishments in September 2024¹

Districts	Establishments - in numbers	Bed-places - in numbers	Available bed-nights - in numbers	Nights spent - in numbers		Arrivals in accommodation establishments - in numbers		Revenues from nights spent - Thousand BGN	
				Total	Of which: By non-residents	Total	Of which: Non-residents	Total	Of which: By non-residents
Total	3290	312165	8986664	3068839	1822192	923584	432014	249655	157049
Blagoevgrad	207	16415	484344	120940	20204	54995	9555	12044	2036
Burgas	694	122127	3463144	1362213	975096	282731	177518	103952	76481
Varna	331	57050	1681577	593016	466966	143632	98905	50053	41074
Veliko Tarnovo	161	5339	159062	35108	9497	20753	6768	2221	691
Vidin	31	1024	31014	7783	1177	5773	907	481	80
Vratsa	39	1326	39069	11363	1531	5723	454	495	73
Gabrovo	74	3427	102810	18740	1646	9158	801	979	114
Dobrich	157	24022	628551	197710	127051	51640	27537	16369	11120
Kardzhali	75	2301	68184	12377	1174	7769	824	783	81
Kyustendil	89	3121	91856	20551	2166	11560	1484	1523	224
Lovech	108	4374	126131	24807	1355	12644	938	1932	71
Montana	36	1598	47940	10779	701	4402	476	549	51
Pazardzhik	116	7772	234338	89201	7995	32564	1833	7680	810
Pernik	12	549	16470	2760	510	1561	267	164	38
Pleven	29	1258	35844	9197	1780	5669	988	555	120
Plovdiv	248	12492	370975	127318	31750	61623	16420	9871	2701
Razgrad	20	723	21690	4910	915	2539	364	343	80
Ruse	61	2302	68825	16559	4520	10251	3310	1104	380
Silistra	26	796	23880	3923	658	2553	331	244	50
Sliven	51	1704	51120	8353	2791	4356	828	627	289
Smolyan	214	8655	260163	54003	2744	24027	1272	3317	168
Sofia	90	6884	204039	44553	5846	22027	3634	3993	756
Sofia (stolitsa)	149	15094	439657	197429	138440	105905	69520	23372	18301
Stara Zagora	64	5293	150457	55862	6585	20492	2535	4241	441
Targovishte	15	648	19008	2625	425	1735	239	191	39
Haskovo	101	3449	95214	24479	5894	10877	3379	1802	572
Shumen	74	1713	51390	8558	1769	4672	623	512	107
Yambol	18	709	19912	3722	1006	1953	304	258	101

¹ In use.