



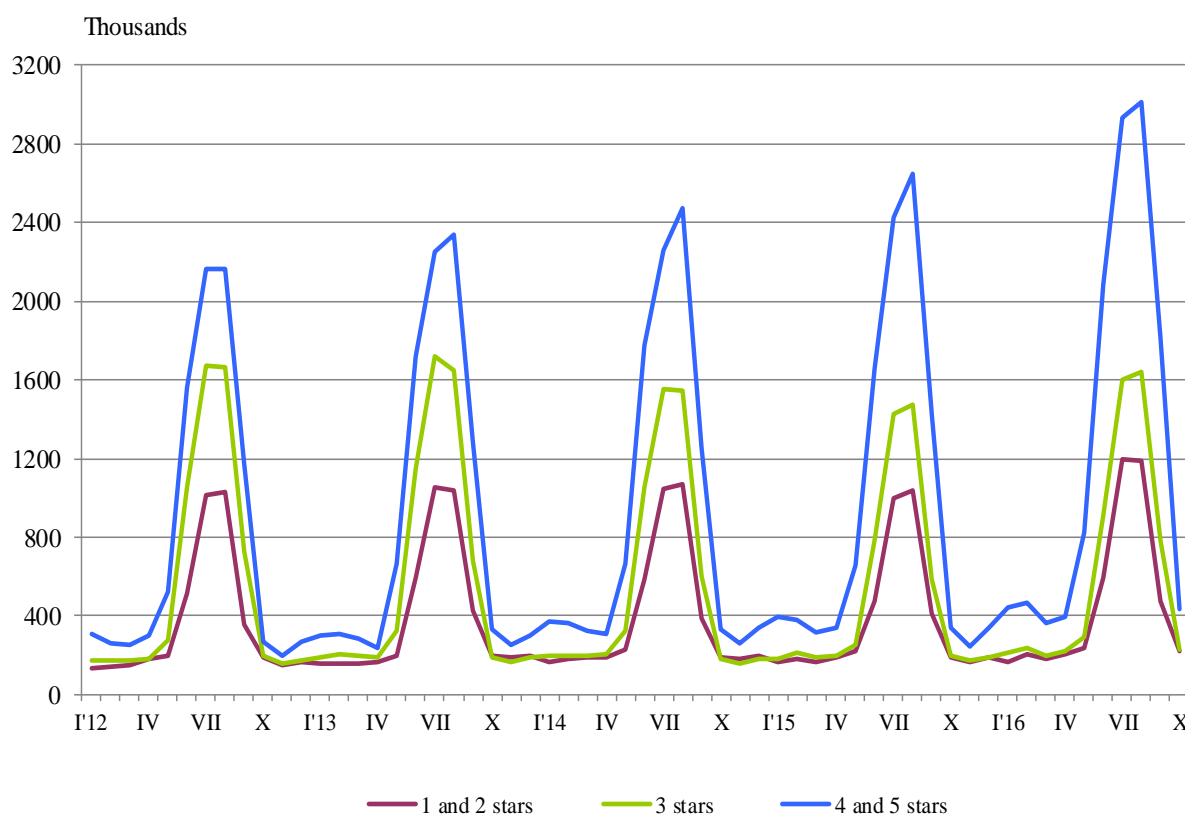
ACTIVITY OF ACCOMMODATION ESTABLISHMENTS IN OCTOBER 2016

In October 2016, 2 021 accommodation establishments - hotels, motels, camping sites, mountain chalets and other establishments for short-term accommodation with more than 10 bed-places were functioned in the country (Annex, Table 1). The total number of the rooms in them was 75.8 thousand and the bed-places were 160.1 thousand. In comparison with October 2015 the total number of accommodation establishments (functioned during the period) remained approximately the same level, while the bed-places in them increased by 6.5%.

The total number of the nights spent in all accommodation establishments registered in October 2016 was 881.8 thousand, or by 21.2% more in comparison with the same month of the previous year, as the greatest increase (by 27.3%) was observed in 4 and 5 stars accommodation establishments.

In October 2016, 71.3% of all nights spent by foreign citizens and 33.9% of all nights spent by Bulgarians were realized in 4 and 5 stars hotels. In 3 stars accommodation establishments were spent 19.5% of all nights by foreigners and 30.2% of all nights by Bulgarian residents, while in the rest of accommodation establishments (with 1 and 2 stars) they were 9.2% and 35.9% respectively.

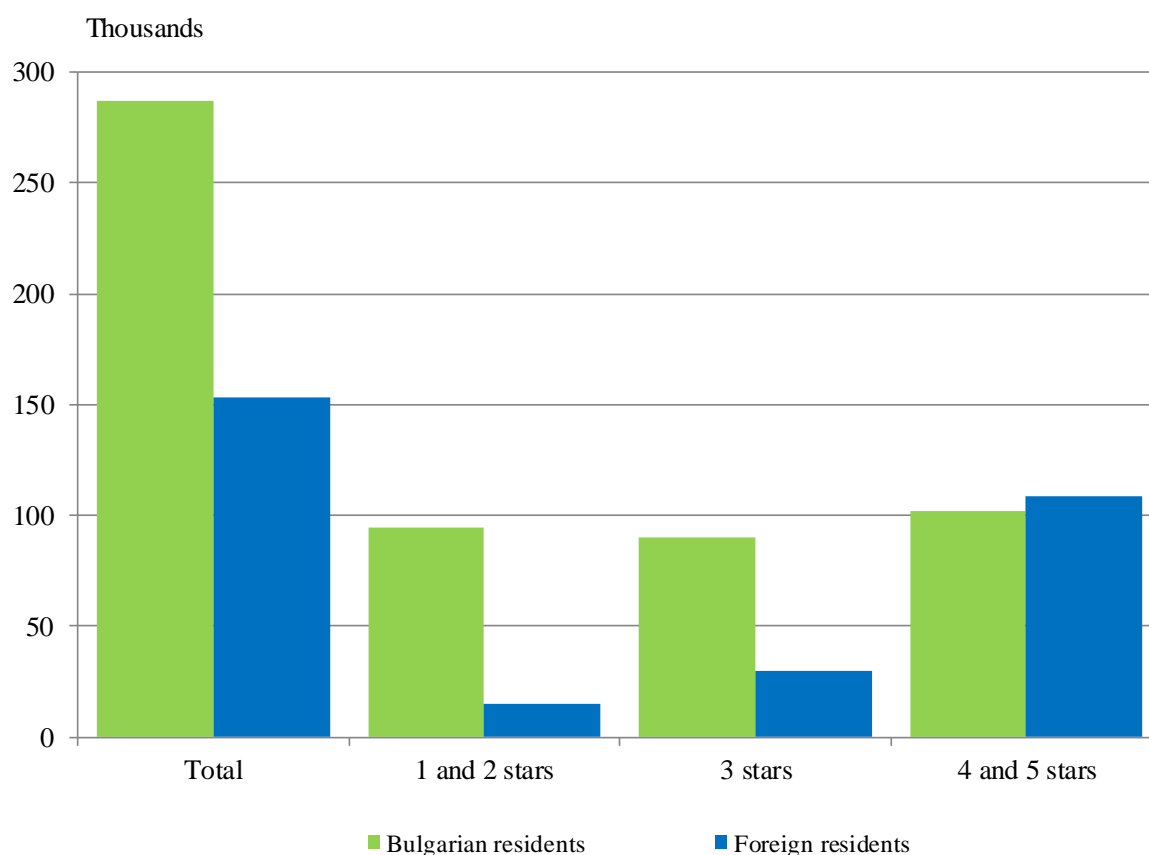
Figure 1. The nights spent in accommodation establishments by categories and months





In October 2016, the arrivals in all accommodation establishments increased by 21.6% compared to the same month of 2015 and reached 440.0 thousand. Bulgarian guests were 65.2% of all arrivals as the majority part (64.5%) of them spent the nights in accommodation establishments with 1 and 2 or 3 stars and spent 1.9 nights on the average. The arrivals of foreigners were 152.9 thousand as 70.9% of them spent nights in hotels with 4 and 5 stars. On the average 2.4 nights were spent by foreigners.

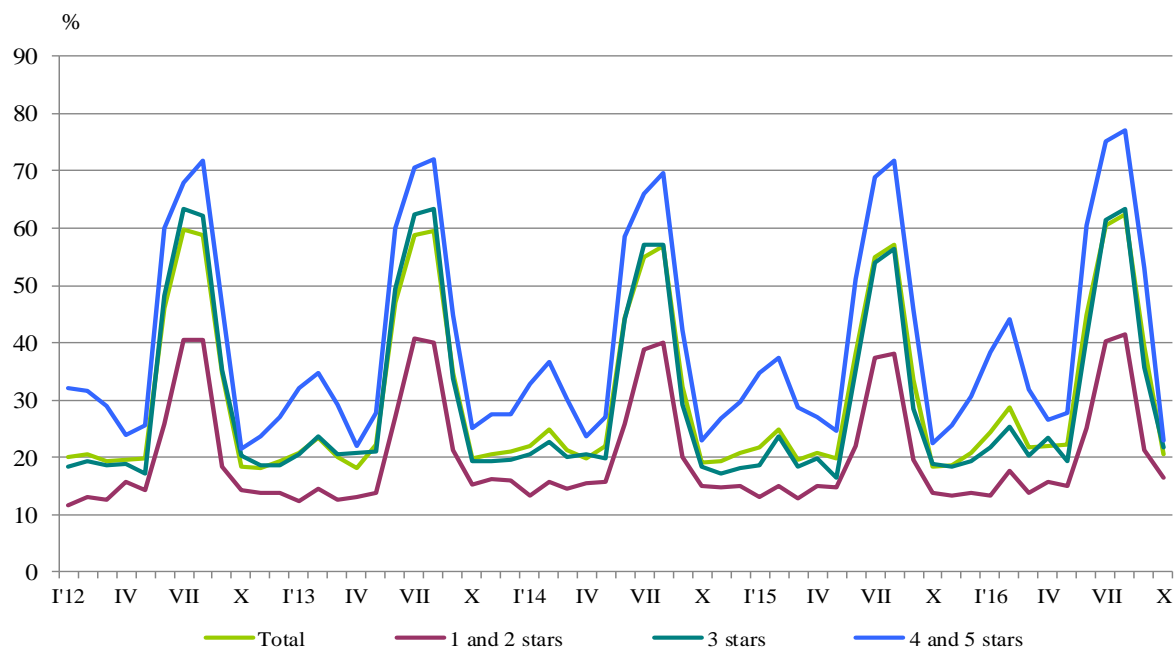
Figure 2. Arrivals in accommodation establishments by categories in October 2016



In October 2016, the total occupancy of the bed-places in accommodation establishments was 20.6%, as compared to October 2015 increased by 2.2 percentage points. The highest was occupancy of the bed-places in 4 and 5 stars accommodation establishments - 22.9%, followed by 3 stars accommodation establishments - 21.7%, and with 1 and 2 stars - 16.5%.

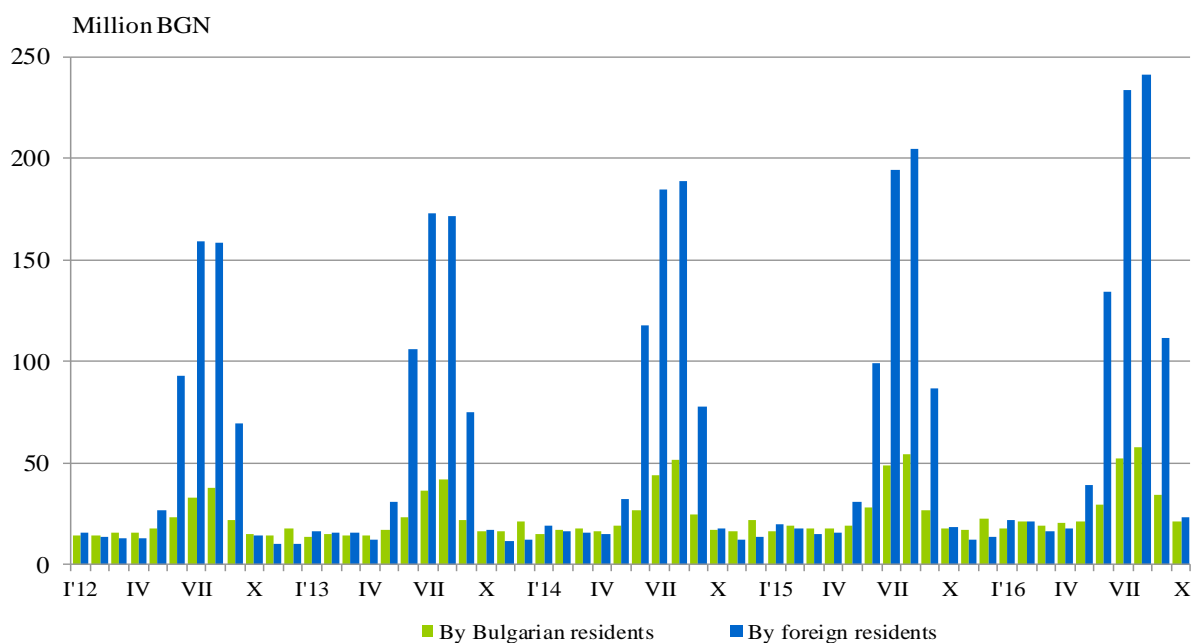


Figure 3. The occupation of the bed-places in accommodation establishments by categories and months



The total revenues from nights spent in October 2016 reached 44.4 million BGN or by 23.5% more compared to October 2015. An increase was registered in the revenues from both foreign citizens and Bulgarian - by 29.2% and 17.6% respectively.

Figure 4. The revenues from nights spent in accommodation establishments by months





Methodological notes

Since 2012 the statistical survey on **accommodation establishments** has been carried out monthly in compliance with the Regulation 692/2011 of the European Parliament and of the Council concerning European statistics on tourism and the regulation 1051/2011 of the Commission implementing Regulation 692/2011 of the European Parliament and of the Council concerning European statistics on tourism, as regards the structure of the quality reports and the transmission of the data.

All categorized hotels, camping sites and other types of accommodation establishments with more than 10 bed-places in use during the reporting period were included in the observation.

The indicator **other accommodation establishments** include the holiday settlements, hostels, guests houses, bungalows, rest houses, mountain chalets, private rooms and flats and other establishments for short accommodation.

Available Bed Capacity is the maximum number of bed-places on offer for each day of the reference month.

In the **revenues from nights spent** in accommodation establishments are included the sums paid by the guests, without the extra services.



Annex

Table 1

Activity of accommodation establishments in October 2016¹

Districts	Establishments - in numbers	Bed- places - in numbers	Available bed- nights - in numbers	Nights spent - in numbers		Arrivals in accommodation establishments - in numbers		Revenues from nights spent - Thousand BGN	
				Total	of which: By Foreigners	Total	of which: Foreigners	Total	of which: By Foreigners
Total	2021	160143	4286266	881781	360468	439952	152909	44436	23480
Blagoevgrad	194	13415	394340	85511	34878	42326	14625	3685	1610
Burgas	134	30385	678420	71378	40751	28748	12540	4181	2621
Varna	175	30508	770022	98449	59785	36276	16180	4748	3155
Veliko Tarnovo	111	5155	159667	24378	5540	15868	4022	977	292
Vidin	26	816	21607	5354	1092	3965	587	196	44
Vratsa	24	845	25674	10151	2714	3480	626	282	98
Gabrovo	60	3324	96405	16707	1885	9598	851	488	91
Dobrich	57	10115	170187	33895	20792	11487	4322	1522	935
Kardzhali	33	1101	32697	6922	1133	4830	792	216	52
Kyustendil	67	2881	88946	10942	1875	6688	1138	386	100
Lovech	78	4102	122534	22407	1050	13386	516	788	48
Montana	25	1151	35681	5341	462	2702	218	158	24
Pazardzhik	59	4350	129451	48943	3913	21273	1342	2415	254
Pernik	14	613	19003	3449	860	1747	315	74	26
Pleven	24	1235	34939	7279	856	4433	507	358	60
Plovdiv	175	8972	273440	84902	23670	44254	11366	3562	1234
Razgrad	16	866	20312	2801	272	1818	149	102	11
Ruse	42	1730	51907	12655	3770	7774	1985	650	247
Silistra	14	517	15957	2963	741	2017	346	128	34
Sliven	53	1901	58691	6603	1130	3977	518	245	60
Smolyan	245	9095	265046	31131	3006	16761	1130	931	117
Sofia	95	7227	213568	34338	8006	19159	3192	1239	279
Sofia (stolitsa)	124	11763	364502	192782	130575	109186	70508	14719	11410
Stara Zagora	53	3600	107212	35624	5639	13056	2003	1376	385
Targovishte	18	777	24028	3666	848	2225	313	145	42
Haskovo	34	1428	43267	10996	2573	6126	1733	401	117
Shumen	50	1555	48205	7725	1422	4854	723	278	67
Yambol	21	716	20558	4489	1230	1938	362	186	67

¹ In use.