



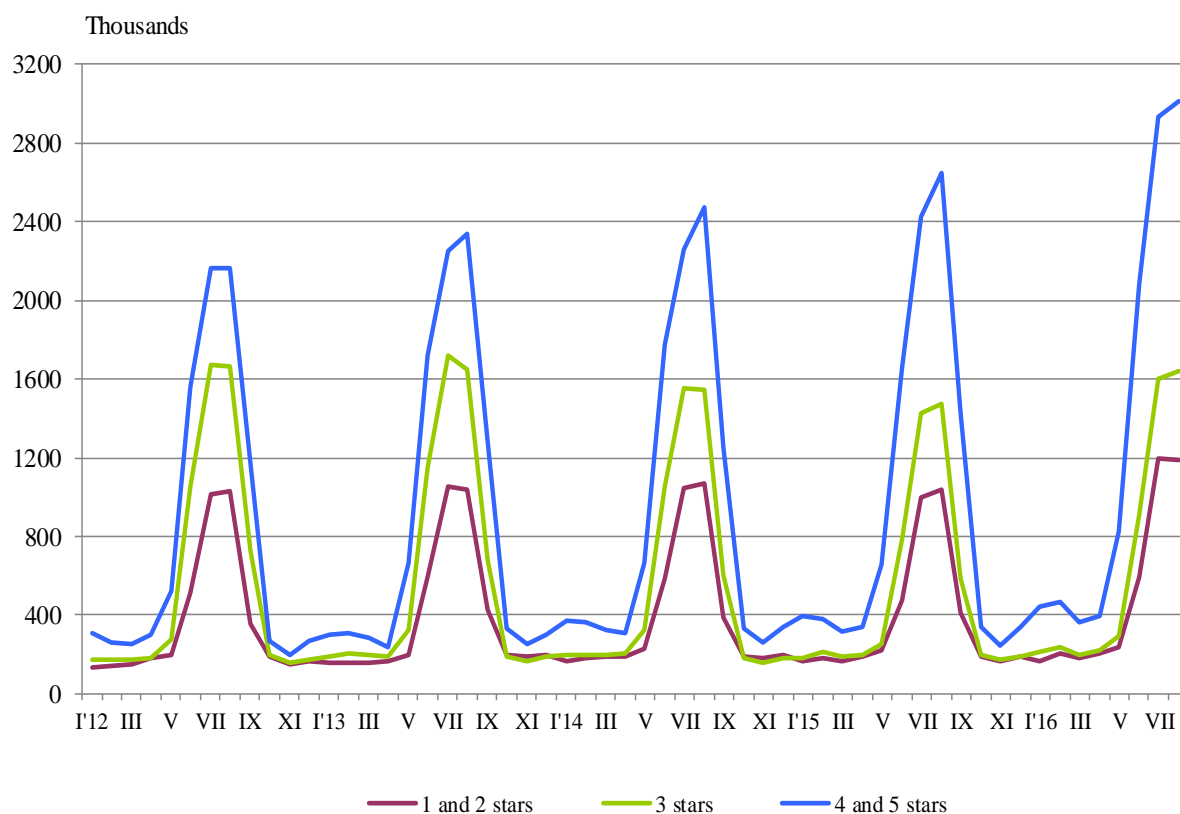
ACTIVITY OF ACCOMMODATION ESTABLISHMENTS IN AUGUST 2016

In August 2016, 3 122 accommodation establishments - hotels, motels, camping sites, mountain chalets and other establishments for short-term accommodation with more than 10 bed-places were functioned in the country (Annex, Table 1). The total number of the rooms in them was 134.1 thousand and the bed-places were 308.9 thousand. In comparison with August 2015 the total number of accommodation establishments (functioned during the period) increased by 3.1% and the bed-places in them - by 3.3%.

The total number of the nights spent in all accommodation establishments registered in August 2016 was 5 838.2 thousand, or by 13.1% more in comparison with the same month of the previous year, as the greatest increase (by 14.5%) was observed in 1 and 2 stars accommodation establishments.

In August 2016, 62.0% of all nights spent by foreign citizens and 24.8% of all nights spent by Bulgarians were realized in 4 and 5 stars hotels. In 3 stars accommodation establishments were spent 28.4% of all nights by foreigners and 27.2% of all nights by Bulgarian residents, while in the rest of accommodation establishments (with 1 and 2 stars) they were 9.6% and 48.0% respectively.

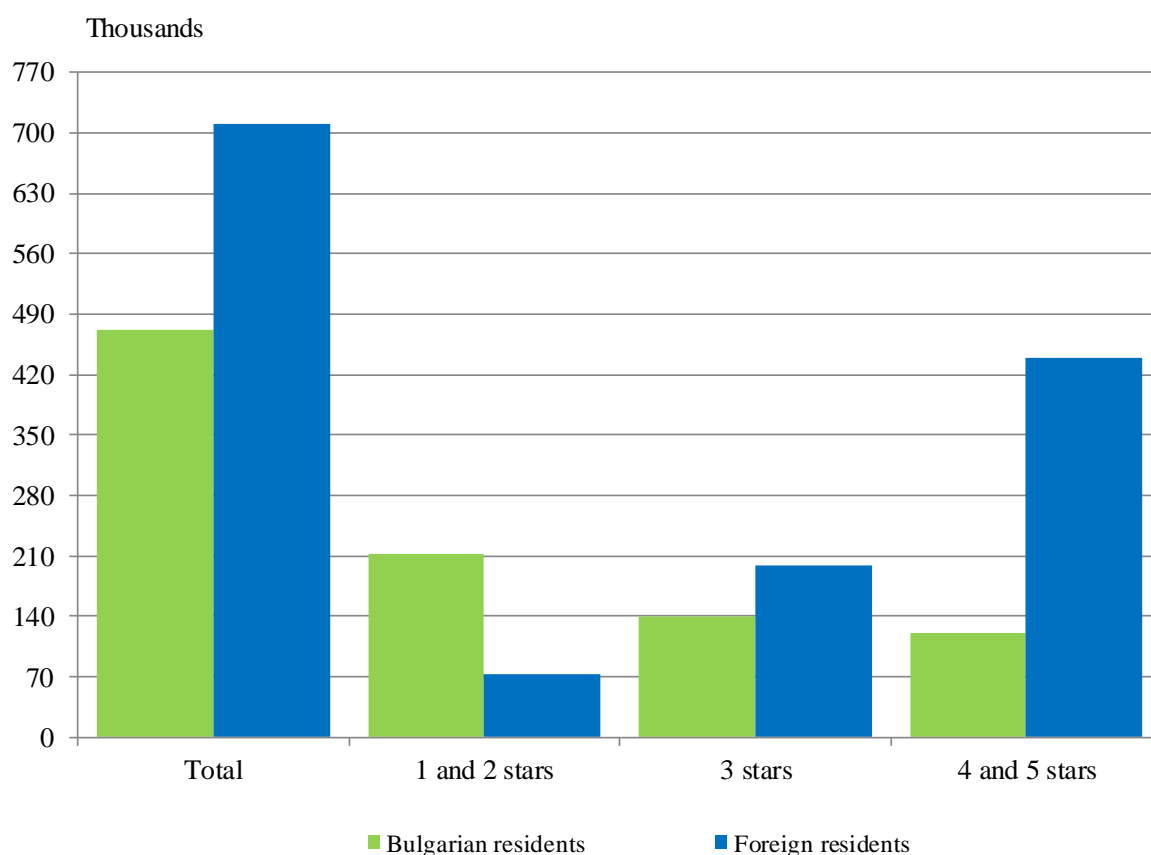
Figure 1. The nights spent in accommodation establishments by categories and months





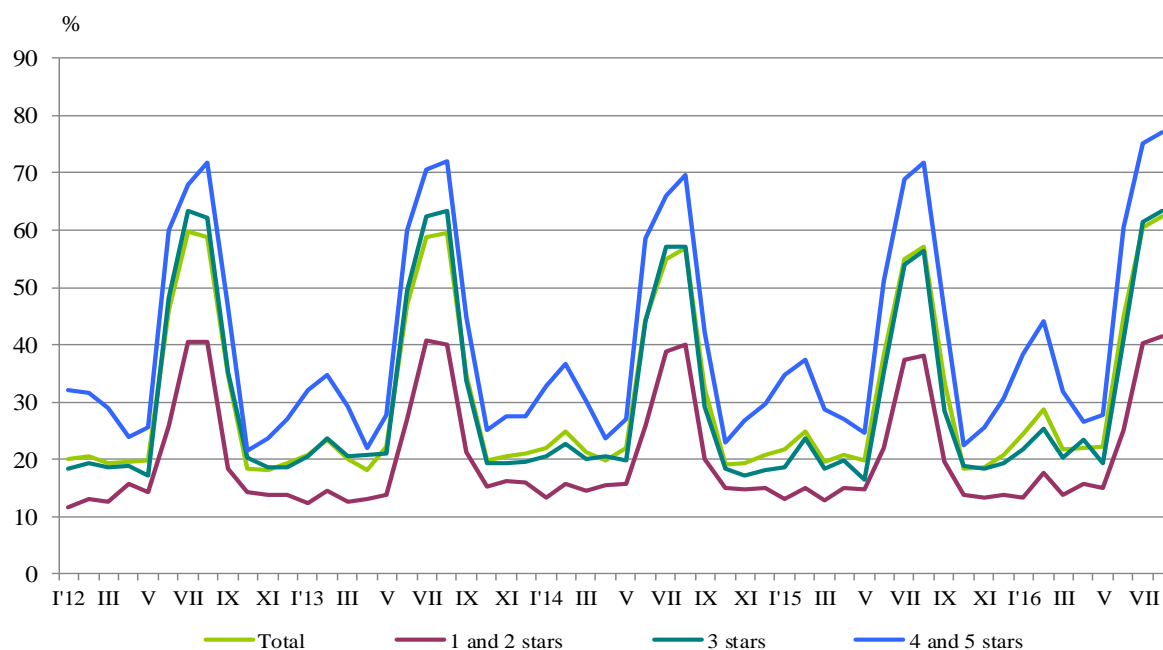
In August 2016, the arrivals in all accommodation establishments increased by 8.5% compared to the same month of 2015 and reached 1 181.6 thousand. Bulgarian guests were 40.0% of all arrivals as the majority part (74.5%) of them spent the nights in accommodation establishments with 1 and 2 or 3 stars and spent 3.5 nights on the average. The arrivals of foreigners were 709.5 thousand as 61.8% of them spent nights in hotels with 4 and 5 stars. On the average 5.9 nights were spent by foreigners.

Figure 2. Arrivals in accommodation establishments by categories in August 2016



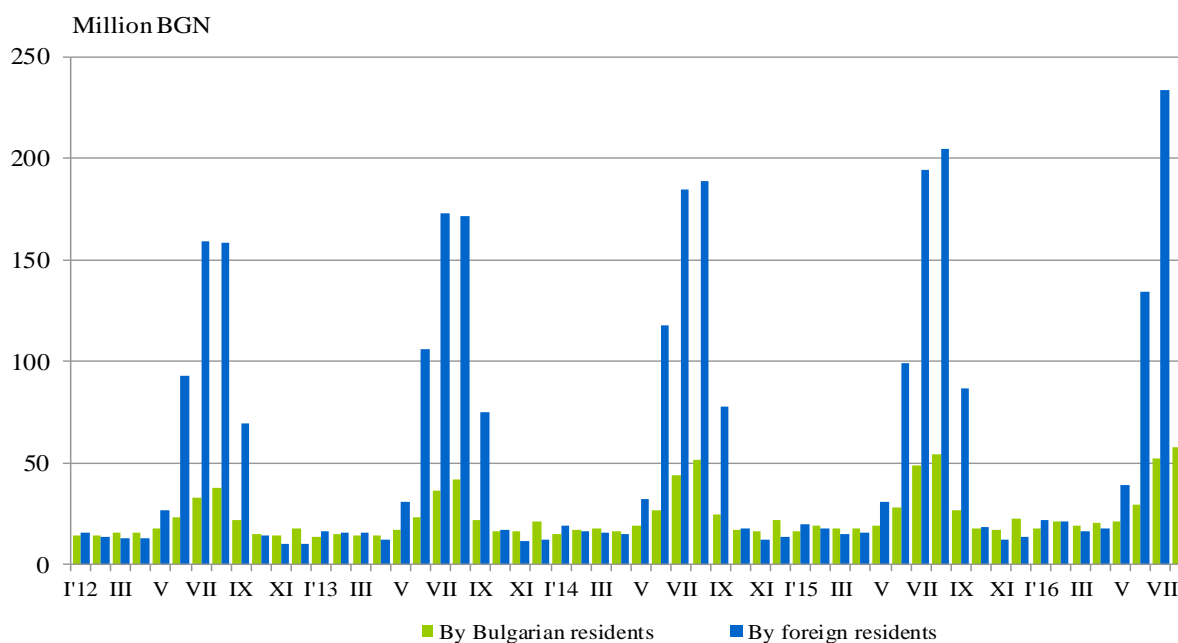
In August 2016, the total occupancy of the bed-places in accommodation establishments was 62.4%, as compared to August 2015 increased by 5.3 percentage points. The highest was occupancy of the bed-places in 4 and 5 stars accommodation establishments - 77.2%, followed by 3 stars accommodation establishments - 63.3%, and with 1 and 2 stars - 41.5%.

Figure 3. The occupation of the bed-places in accommodation establishments by categories and months



The total revenues from nights spent in August 2016 reached 298.9 million BGN or by 15.2% more compared to August 2015. An increase was registered in the revenues from both foreign citizens and Bulgarian - by 17.7% and 5.9% respectively.

Figure 4. The revenues from nights spent in accommodation establishments by months





Methodological notes

Since 2012 the statistical survey on **accommodation establishments** has been carried out monthly in compliance with the Regulation 692/2011 of the European Parliament and of the Council concerning European statistics on tourism and the regulation 1051/2011 of the Commission implementing Regulation 692/2011 of the European Parliament and of the Council concerning European statistics on tourism, as regards the structure of the quality reports and the transmission of the data.

All categorized hotels, camping sites and other types of accommodation establishments with more than 10 bed-places in use during the reporting period were included in the observation.

The indicator **other accommodation establishments** include the holiday settlements, hostels, guests houses, bungalows, rest houses, mountain chalets, private rooms and flats and other establishments for short accommodation.

Available Bed Capacity is the maximum number of bed-places on offer for each day of the reference month.

In the **revenues from nights spent** in accommodation establishments are included the sums paid by the guests, without the extra services.



Annex

Table 1

Activity of accommodation establishments in August 2016¹

Districts	Establishments - in numbers	Bed- places - in numbers	Available bed- nights - in numbers	Nights spent - in numbers		Arrivals in accommodation establishments - in numbers		Revenues from nights spent - Thousand BGN	
				Total	of which: By Foreigners	Total	of which: Foreigners	Total	of which: By Foreigners
Total	3122	308893	9352270	5838154	4204679	1181614	709516	298886	241200
Blagoevgrad	223	14056	414751	127949	36737	51436	13849	5397	1795
Burgas	787	122779	3661246	2824956	2190583	437909	312346	143229	122321
Varna	409	66869	2072547	1541292	1292960	252113	198194	84435	76348
Veliko Tarnovo	110	5010	155080	38228	9964	21283	7006	1359	522
Vidin	29	848	24575	5489	1935	4384	1460	211	77
Vratsa	27	921	27621	10546	1481	3803	636	235	54
Gabrovo	64	3364	97392	26070	2403	12138	1388	698	97
Dobrich	156	27263	837132	612345	462313	108629	74660	35704	27671
Kardzhali	34	1078	31948	9786	1753	6727	1097	334	75
Kyustendil	77	3241	100471	25319	3546	13829	2199	673	137
Lovech	81	4247	128441	34192	1283	17763	898	1249	59
Montana	27	1189	36859	10793	632	3791	310	249	27
Pazardzhik	59	4364	132358	75922	9660	21634	2084	3040	645
Pernik	15	679	21049	2997	587	1475	297	64	22
Pleven	25	1267	31397	5854	1325	3240	716	268	83
Plovdiv	181	9118	278073	103582	40014	41605	14109	3993	1598
Razgrad	15	542	16802	4244	593	2571	310	133	21
Ruse	42	1730	51904	12244	5042	7778	2960	617	274
Silistra	16	559	17329	3164	809	2149	551	129	39
Sliven	63	2044	63340	11394	1966	5409	784	382	104
Smolyan	270	10157	312638	70901	6798	29043	2357	2071	259
Sofia	103	7659	228268	66742	13054	23431	4511	2376	609
Sofia (stolitsa)	125	11746	364126	149609	107334	84691	61236	9820	7758
Stara Zagora	54	3537	105081	34730	4701	10576	2292	1269	350
Targovishte	18	825	25561	6246	2841	2644	609	184	70
Haskovo	34	1428	44166	11871	1997	5011	1549	370	82
Shumen	56	1644	50072	7356	1158	4631	754	227	44
Yambol	22	729	22043	4333	1210	1921	354	170	59

¹ In use.