



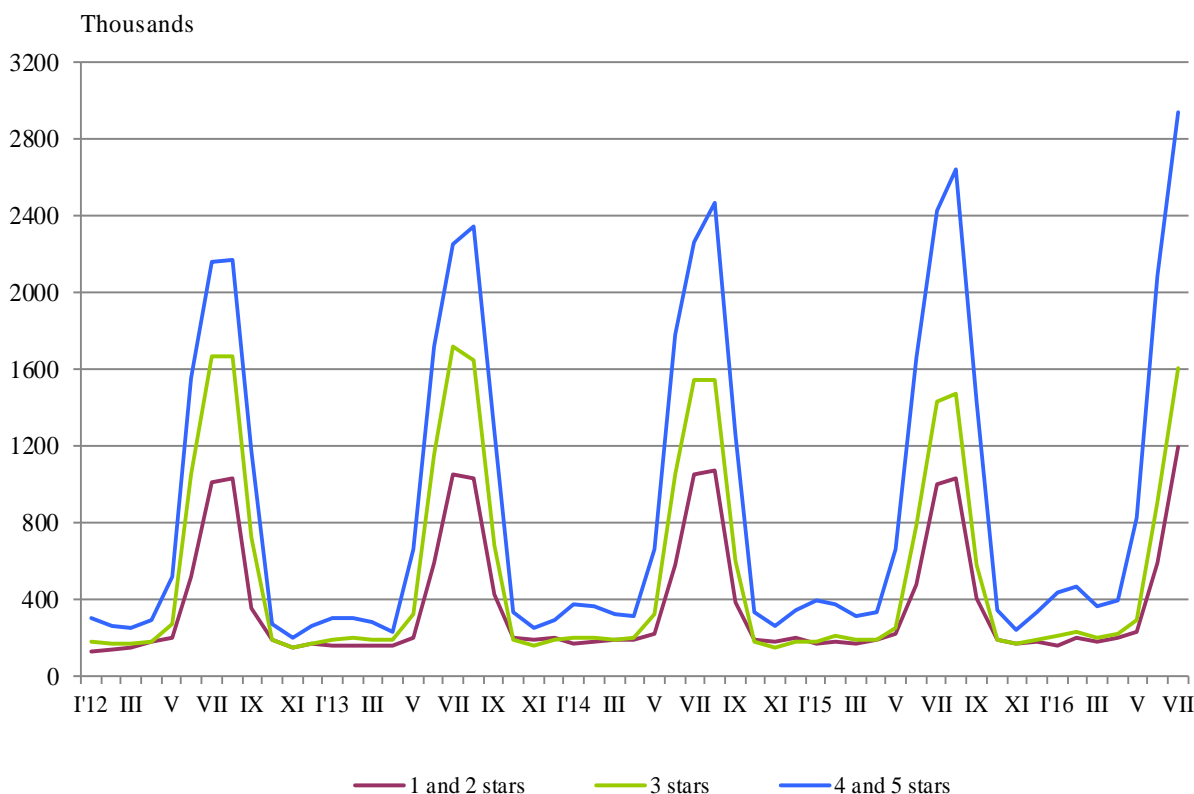
ACTIVITY OF ACCOMMODATION ESTABLISHMENTS IN JULY 2016

In July 2016, 3 079 accommodation establishments - hotels, motels, camping sites, mountain chalets and other establishments for short-term accommodation with more than 10 bed-places were functioned in the country (Annex, Table 1). The total number of the rooms in them was 132.9 thousand and the bed-places were 306.1 thousand. In comparison with July 2015 the total number of accommodation establishments (functioned during the period) increased by 2.7% and the bed-places in them - by 4.4%.

The total number of the nights spent in all accommodation establishments registered in July 2016 was 5 734.8 thousand, or by 18.1% more in comparison with the same month of the previous year, as the greatest increase (by 20.9%) was observed in 4 and 5 stars accommodation establishments.

In July 2016, 61.2% of all nights spent by foreign citizens and 23.3% of all nights spent by Bulgarians were realized in 4 and 5 stars hotels. In 3 stars accommodation establishments were spent 28.3% of all nights by foreigners and 26.9% of all nights by Bulgarian residents, while in the rest of accommodation establishments (with 1 and 2 stars) they were 10.5% and 49.8% respectively.

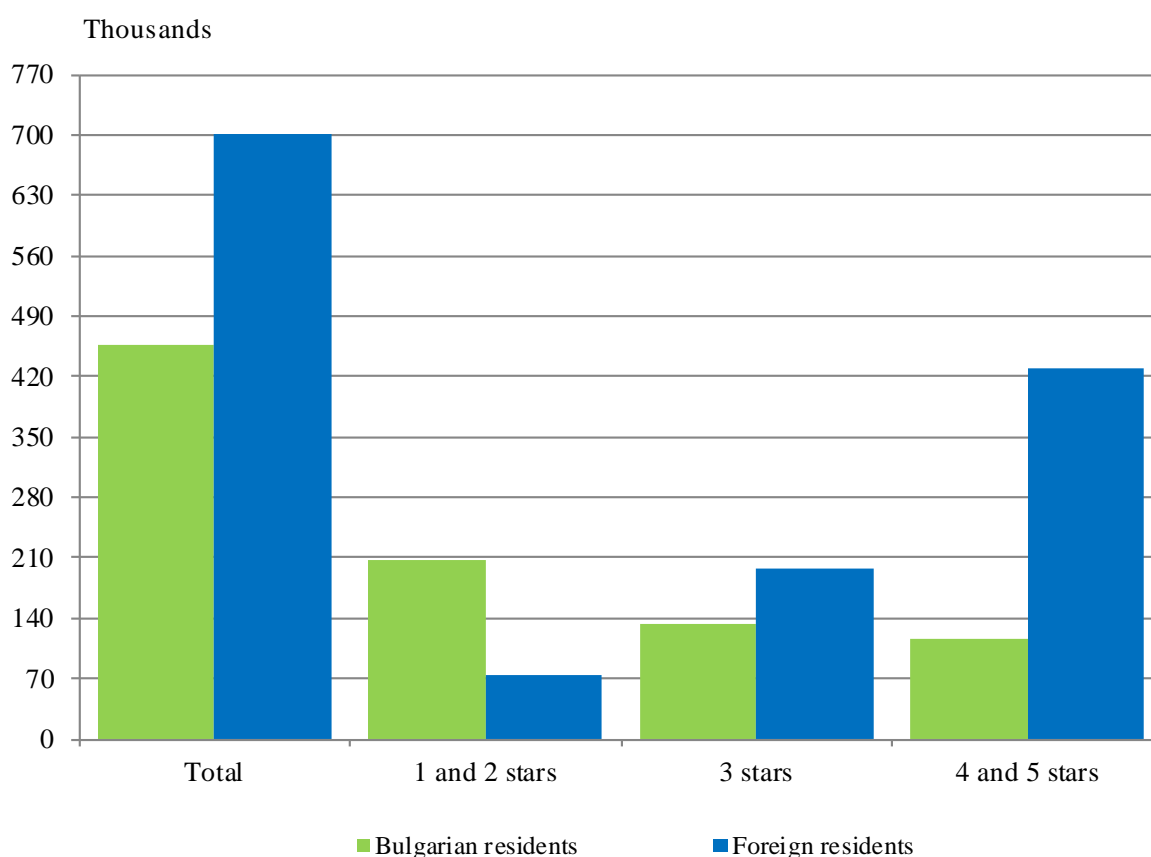
Figure 1. The nights spent in accommodation establishments by categories and months





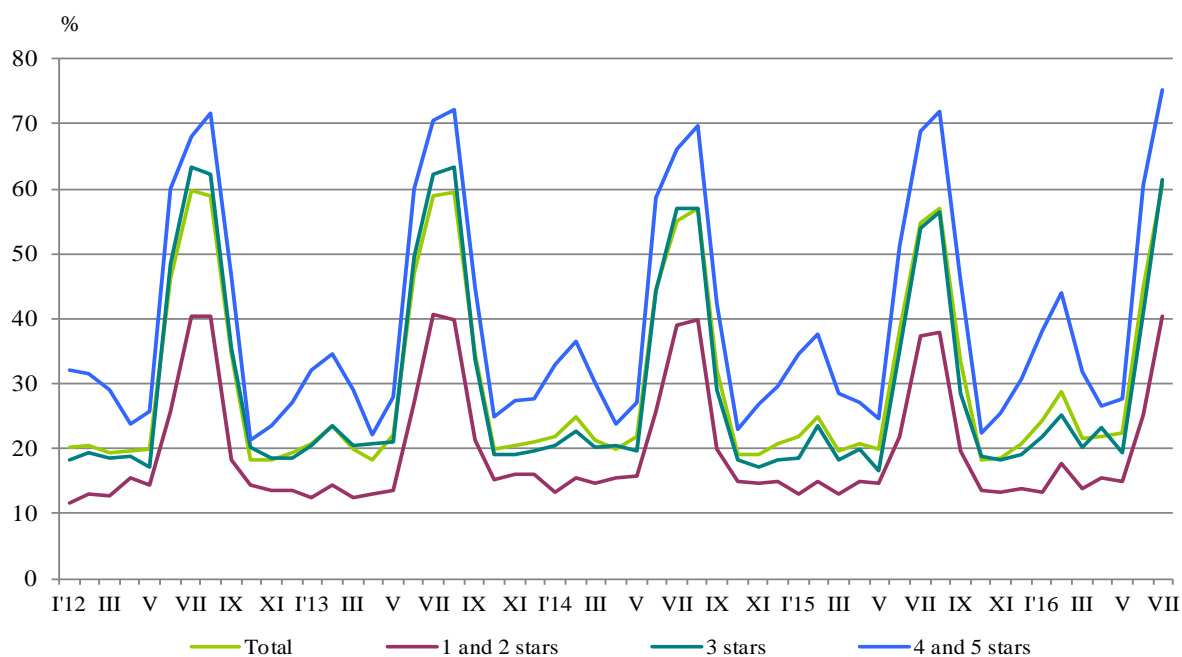
In July 2016, the arrivals in all accommodation establishments increased by 15.4% compared to the same month of 2015 and reached 1 155.6 thousand. Bulgarian guests were 39.4% of all arrivals as the majority part (74.7%) of them spent the nights in accommodation establishments with 1 and 2 stars and spent 3.4 nights on the average. The arrivals of foreigners were 699.8 thousand as 61.2% of them spent nights in hotels with 4 and 5 stars. On the average 6.0 nights were spent by foreigners.

Figure 2. Arrivals in accommodation establishments by categories in July 2016



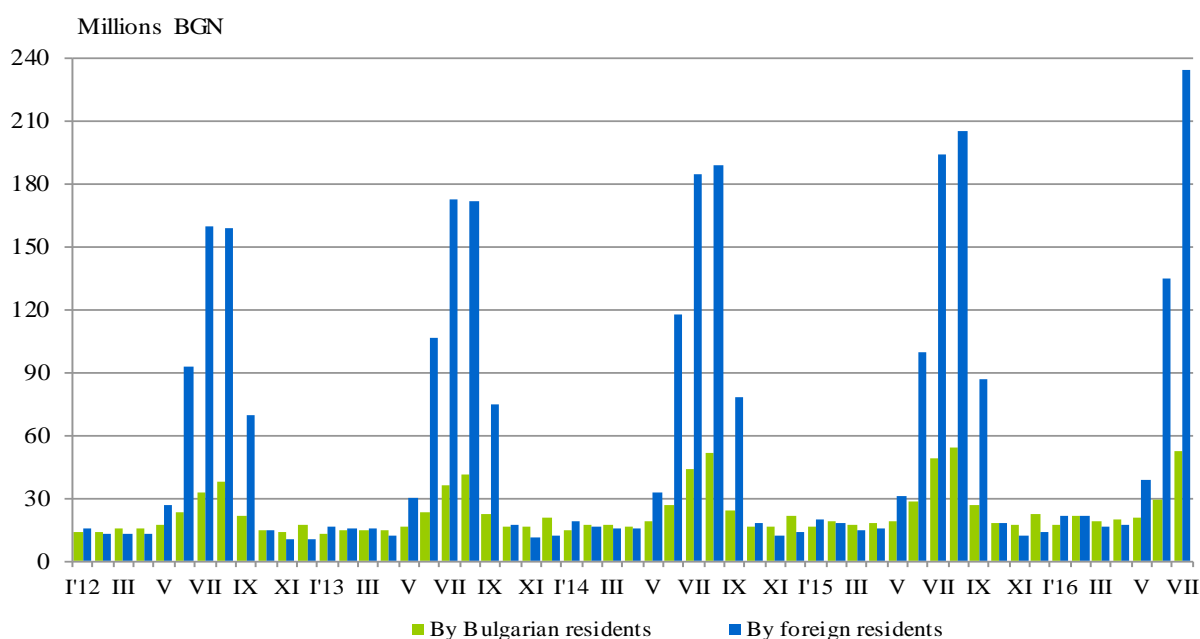
In July 2016, the total occupancy of the bed-places in accommodation establishments was 60.5%, as compared to July 2015 increased by 5.6 percentage points. The highest was occupancy of the bed-places in 4 and 5 stars accommodation establishments - 75.1%, followed by 3 stars accommodation establishments - 61.5%, and with 1 and 2 stars - 40.3%.

Figure 3. The occupation of the bed-places in accommodation establishments by categories and months



The total revenues from nights spent in July 2016 reached 286.3 million BGN or by 18.0% more compared to July 2015. An increase was registered in the revenues from both foreign citizens and Bulgarian - by 20.5% and 7.7% respectively.

Figure 4. The revenues from nights spent in accommodation establishments by months





Methodological notes

Since 2012 the statistical survey on **accommodation establishments** has been carried out monthly in compliance with the Regulation 692/2011 of the European Parliament and of the Council concerning European statistics on tourism and the regulation 1051/2011 of the Commission implementing Regulation 692/2011 of the European Parliament and of the Council concerning European statistics on tourism, as regards the structure of the quality reports and the transmission of the data.

All categorized hotels, camping sites and other types of accommodation establishments with more than 10 bed-places in use during the reporting period were included in the observation.

The indicator **other accommodation establishments** include the holiday settlements, hostels, guests houses, bungalows, rest houses, mountain chalets, private rooms and flats and other establishments for short accommodation.

Available Bed Capacity is the maximum number of bed-places on offer for each day of the reference month.

In the **revenues from nights spent** in accommodation establishments are included the sums paid by the guests, without the extra services.



Annex

Table 1

Activity of accommodation establishments in July 2016¹

Districts	Accommodation establishments - in numbers	Bed-places - in numbers	Available bed-nights - in numbers	Nights spent - in numbers		Arrivals in accommodation establishments - in numbers		Revenues from nights spent - Thousands BGN	
				Total	of which: By Foreigners	Total	of which: Foreigners	Total	of which: By Foreigners
Total	3079	306057	9482628	5734834	4217736	1155563	699783	286285	233797
Blagoevgrad	209	13656	415860	87386	24768	39764	10034	3280	1050
Burgas	759	120694	3749115	2793921	2178736	431388	310956	137483	116498
Varna	409	66741	2068971	1543160	1303156	252918	198155	83533	75856
Veliko Tarnovo	111	5052	156612	36431	9701	20808	6614	1262	457
Vidin	29	852	27032	4917	1549	3830	1164	183	52
Vratsa	26	895	27745	8437	1546	3414	595	189	55
Gabrovo	64	3364	103584	26239	2938	12702	1268	677	103
Dobrich	153	27024	837364	619934	491489	104101	73998	33373	27099
Kardzhali	31	1045	32395	9738	1987	6652	1119	326	78
Kyustendil	77	3241	100471	21700	3869	12627	2241	575	133
Lovech	83	4298	131378	32900	1411	17911	932	1070	62
Montana	27	1189	36859	8816	616	3423	276	270	31
Pazardzhik	57	4233	131223	61298	11265	18835	1915	2532	780
Pernik	16	725	22475	2960	551	1769	266	67	21
Pleven	26	1285	39775	7655	1331	4325	594	331	90
Plovdiv	184	9249	286519	105137	40360	42739	13763	4011	1758
Razgrad	16	587	18197	4658	1078	2786	556	157	47
Ruse	43	1742	54002	12914	4824	7723	2733	620	277
Silistra	15	529	16399	3475	821	2417	634	144	41
Sliven	59	1974	61194	8807	1305	4661	668	311	75
Smolyan	267	10067	309809	59483	5061	26077	1913	1740	196
Sofia	107	7730	239630	55000	9038	21748	3392	1696	368
Sofia (stolitsa)	125	11733	363723	157691	107804	88331	60502	10295	7994
Stara Zagora	56	3630	112414	37396	6902	11340	2648	1277	415
Targovishte	20	869	26939	3970	829	2327	371	153	42
Haskovo	34	1314	40734	10044	2318	5044	1451	346	106
Shumen	54	1610	49610	6693	1283	4363	721	224	55
Yambol	22	729	22599	4074	1200	1540	304	160	58

¹ In use.