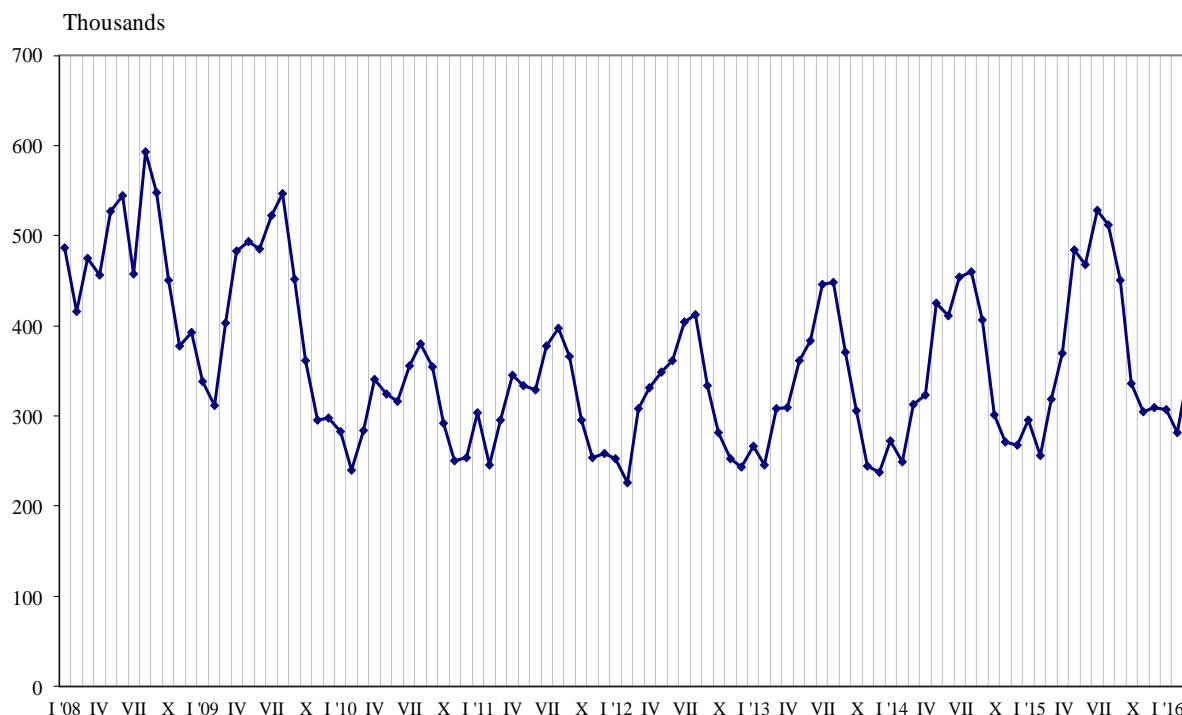




## **TRIPS OF BULGARIAN RESIDENTS ABROAD AND ARRIVALS OF VISITORS FROM ABROAD TO BULGARIA IN MARCH 2016**

In March 2016, **the number of the trips of Bulgarian residents abroad** was 354.7 thousand (Annex, Table 1) or by 11.4% above the registered in March 2015 (Figure 1). In comparison with the same month of the previous year an increase was observed in the total number of the trips of Bulgarians to: France - by 66.1%, Czech Republic - by 48.7%, Italy - by 23.9%, Greece - by 19.3%, Romania - by 19.0%, Austria - by 17.8%, Spain - by 17.5%, and etc. At the same time decreased the number of the trips of Bulgarians to: Croatia - by 21.3%, Belgium - by 15.9%, Poland - by 5.1%, the Former Yugoslav Republic of Macedonia - by 2.7%, and etc.

**Figure 1. Trips of Bulgarian residents abroad by months**

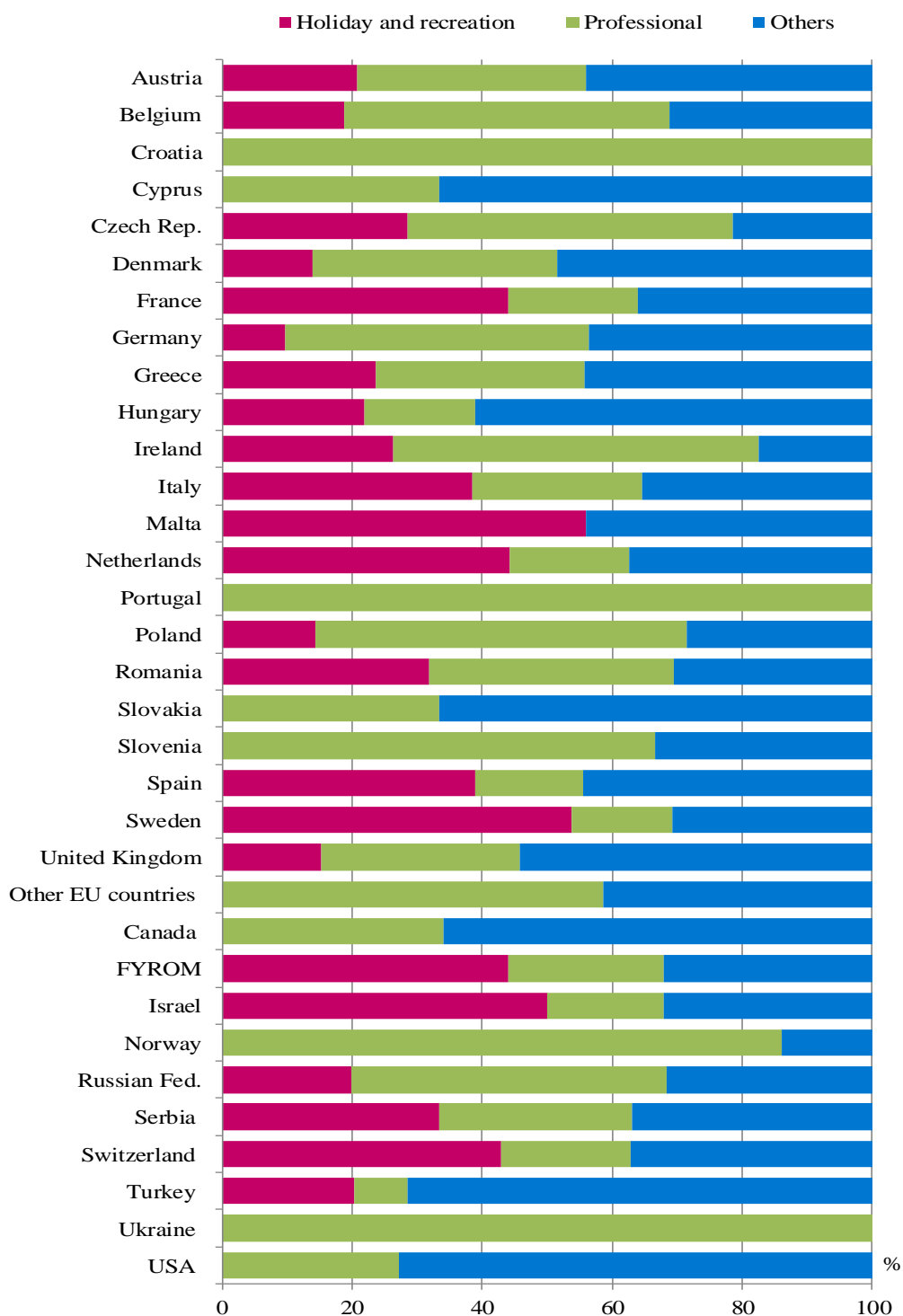


The trips with other purposes (as a guest, education and visit the cultural and sport events) in March 2016 composed the greatest share of the total number of trips of Bulgarian residents abroad - 48.0%, followed by the trips with holiday and recreation purposes - 26.2%, and with professional purpose - 25.8%. In comparison with March 2015 an increase was registered in the trips by all observed purposes: with holiday and recreation purposes - by 33.7%, with other purposes - by 7.1% and with professional purpose - by 1.9%.

In March 2016, the trips with other purposes formed 71.4% of all trips to Turkey and 66.7% to Slovakia. The trips with professional purpose to Poland were 57.2%, as these to the Former Yugoslav Republic of Macedonia and France with holiday and recreation purpose were 44.1% and 44.0% respectively of all trips of Bulgarian residents to these countries (Figure 2).



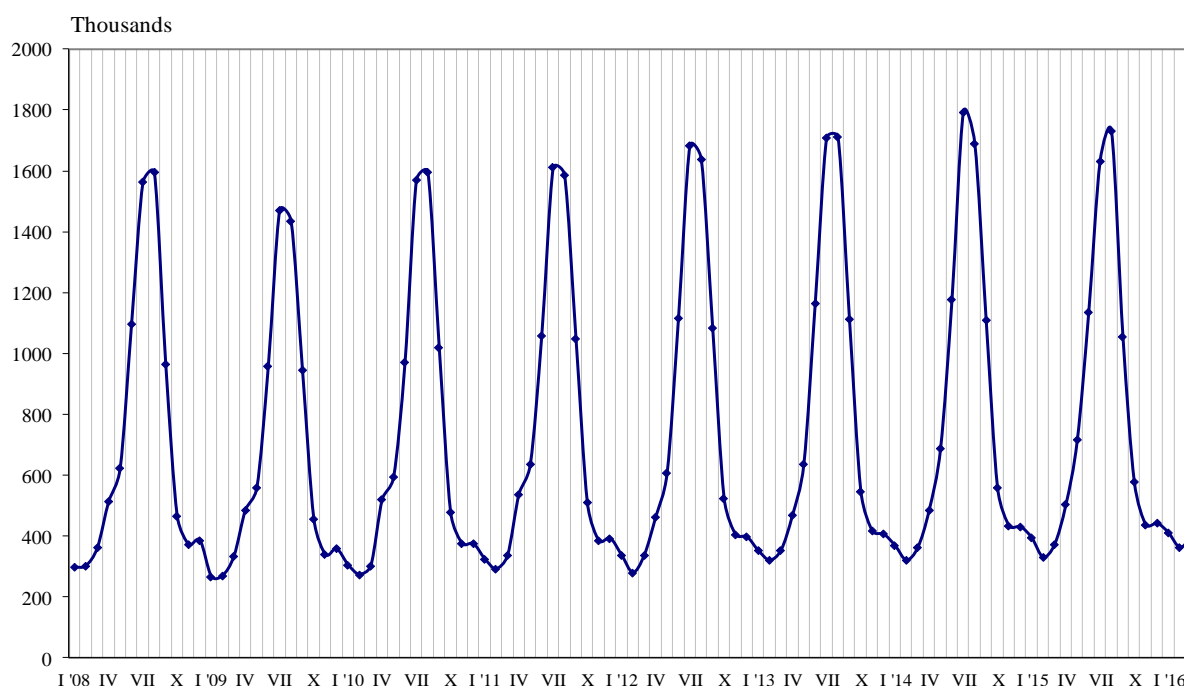
**Figure 2. Structure of the trips of Bulgarian residents abroad by purpose of visit and country of destination in March 2016**





In March 2016, the number of arrivals of visitors from abroad to Bulgaria was 395.0 thousand (Annex, Table 2) or by 6.6% above the level of March 2015 (Figure 3). An increase was registered in the trips with holiday and recreation purpose - by 10.9%, and with other purposes - by 7.3%, while the trips with professional purpose decreased by 2.3%.

**Figure 3. Arrivals of visitors from abroad to Bulgaria by months**



The share of visits of EU citizens was 45.5% of the total number of foreigners' visits to Bulgaria in March 2016 or by 5.7% more in comparison with the same month of the previous year. An increase was registered in the visits of the citizens of Austria - by 17.0%, Poland - by 15.2%, Romania - by 7.5%, Germany - by 5.4%, Greece - by 3.1%, Italy - by 2.7%, Spain - by 2.6%, the United Kingdom - by 1.6%, and etc. At the same time decreased the visits from Belgium - by 33.2%, Croatia - by 4.3%, the Netherland - by 3.1%, and etc.

The visits of foreigners in the group 'Other European countries'<sup>1</sup> increased by 8.0%, as the highest growth was observed in the visits of citizens of the Former Yugoslav Republic of Macedonia - by 17.5%.

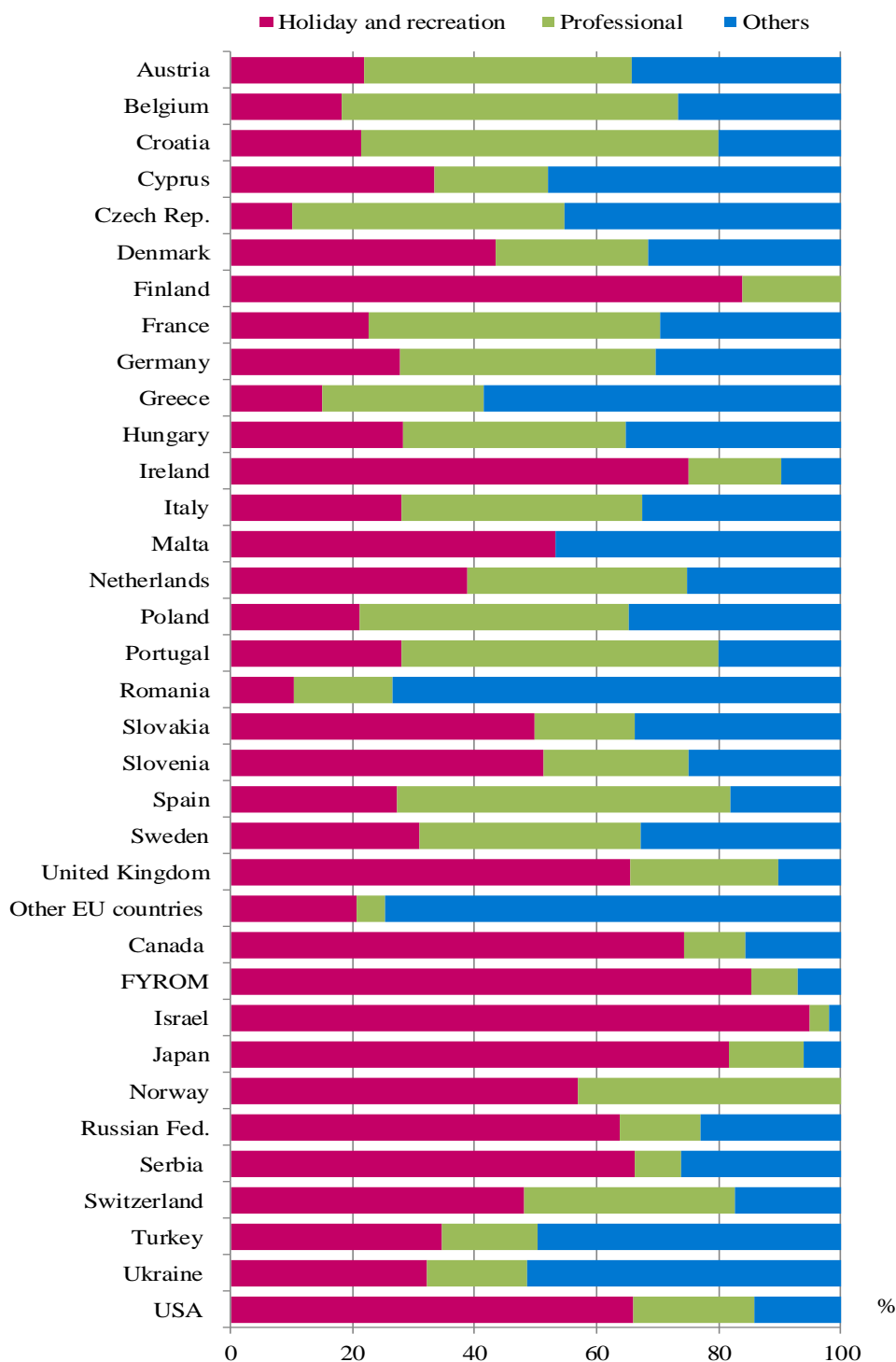
In March 2016, the predominant share of the visits with other purposes (including as guest and passing transit) was 42.2%, followed by trips with holiday and recreation purpose - 38.7% and with professional purpose - 19.1%.

The visits with holiday and recreation purpose formed 94.9% of the arrivals from Israel and 85.4% - from the Former Yugoslav Republic of Macedonia. The visits with professional purpose were 58.5% of the arrivals from Croatia and 55.0% - from Belgium, as with other purposes were 73.6% of all arrivals from Romania and 58.5% - from Greece (Figure 4).

<sup>1</sup>Group 'Other European countries' includes countries in Europe outside EU.



**Figure 4. Structure of the arrivals of visitors to Bulgaria from abroad by purpose of visit and country of origin in March 2016**





## Methodological notes

The definitions recommended by the World Tourist Organization and the Methodological manual for tourism by Eurostat are applied by the National Statistical Institute.

In accordance with these definitions **an international tourist** is any person who travels to a country other than his/her permanent residence for at least 24 hours but no more than one year and whose main purpose is not doing any activity for payment.

**The purposes of visiting** a country are the following:

- Excursion, holiday or entertainment (visits to cultural or historical landmarks, sport events and other);
- Visiting friends and relatives;
- Professional purposes (business trips, participation in conferences, congresses, concluding deals, etc.);
- Other (education, medical treatment, etc.) purposes.

Statistical data on the trips of Bulgarian citizens travelling abroad and visits by foreigners to Bulgaria are obtained on the basis of monthly information received from the Ministry of Interior and sample survey of the National Statistical Institute among Bulgarian and foreign citizens passing through border check points.

Data on the number of the trips of the citizens of the European Union are estimated on the basis of the information obtained from the Ministry of Interior and the airport authorities. Data on the number of citizens from 'third countries' are obtained directly from the Ministry of Interior.

Data on the purposes of the trips are obtained on the basis of the NSI's regular monthly sample survey of passing Bulgarian and foreign citizens through the border check points.



Annex

Table 1

**Trips of Bulgarian residents abroad by purposes of visit  
and country of destination in March 2016**

(Number)

Country of destination	Total	Purpose of visit		
		Holiday and recreation	Professional	Others
<b>Total</b>	<b>354741</b>	<b>92777</b>	<b>91639</b>	<b>170325</b>
<b>EU</b>	<b>177679</b>	<b>45162</b>	<b>62133</b>	<b>70384</b>
Austria	9282	1934	3265	4083
Belgium	2288	429	1144	715
Croatia	2474	-	2474	-
Cyprus	341	-	114	227
Czech Republic	9355	2673	4677	2005
Denmark	2184	305	819	1060
Finland	-	-	-	-
France	13700	6028	2740	4932
Germany	16995	1650	7920	7425
Greece	48500	11436	15594	21470
Hungary	2448	537	418	1493
Ireland	273	72	153	48
Italy	11452	4405	2995	4052
Malta	450	252	-	198
Netherlands	3762	1663	693	1406
Poland	2173	310	1242	621
Portugal	1626	-	1626	-
Romania	23487	7489	8850	7148
Slovakia	4452	-	1484	2968
Slovenia	1249	-	833	416
Spain	10510	4087	1751	4672
Sweden	1019	548	157	314
United Kingdom	8811	1344	2687	4780
Other EU countries	848	-	497	351
<b>Other European countries</b>	<b>167374</b>	<b>44785</b>	<b>26553</b>	<b>96036</b>
The Former Yugoslav Republic of Macedonia	25041	11037	5974	8030
Norway	114	-	98	16
Russian Federation	1795	359	869	567
Serbia	35669	11912	10589	13168
Switzerland	1339	574	266	499
Turkey	103251	20903	8592	73756
Ukraine	165	-	165	-
<b>Other countries</b>	<b>3712</b>	<b>495</b>	<b>977</b>	<b>2240</b>
Canada	835	-	285	550
Israel	992	495	178	319
USA	1885	-	514	1371
<b>Rest of the world</b>	<b>5976</b>	<b>2335</b>	<b>1976</b>	<b>1665</b>



Table 2

**Arrivals of visitors from abroad to Bulgaria  
by purpose of visit and country of origin in March 2016**

Country of origin	Total	Purpose of visit		
		Holiday and recreation	Professional	Others
<b>Total</b>	<b>395038</b>	<b>152871</b>	<b>75399</b>	<b>166768</b>
<b>EU</b>	<b>179720</b>	<b>36371</b>	<b>48499</b>	<b>94850</b>
Austria	6295	1382	2763	2150
Belgium	1947	357	1071	519
Croatia	1900	408	1112	380
Cyprus	468	156	87	225
Czech Republic	3355	339	1494	1522
Denmark	537	234	133	170
Finland	484	406	78	-
France	4752	1080	2268	1404
Germany	11394	3176	4762	3456
Greece	48147	7268	12718	28161
Hungary	2834	804	1031	999
Ireland	1234	926	189	119
Italy	6308	1765	2490	2053
Malta	410	218	-	192
Netherlands	1541	598	554	389
Poland	4685	991	2072	1622
Portugal	654	184	339	131
Romania	65319	6757	10511	48051
Slovakia	943	471	153	319
Slovenia	991	508	235	248
Spain	2427	662	1324	441
Sweden	1265	391	460	414
United Kingdom	10800	7076	2607	1117
Other EU countries	1030	214	48	768
<b>Other European countries</b>	<b>172479</b>	<b>93774</b>	<b>21091</b>	<b>57614</b>
The Former Yugoslav Republic of Macedonia	42270	36104	3226	2940
Norway	454	258	196	-
Russian Federation	7704	4919	1019	1766
Serbia	33028	21872	2497	8659
Switzerland	774	373	267	134
Turkey	76350	26406	11944	38000
Ukraine	11899	3842	1942	6115
<b>Other countries</b>	<b>12373</b>	<b>10516</b>	<b>1084</b>	<b>773</b>
Canada	650	483	65	102
Israel	7594	7207	245	142
Japan	670	547	83	40
USA	3459	2279	691	489
<b>Rest of the world</b>	<b>30466</b>	<b>12210</b>	<b>4725</b>	<b>13531</b>