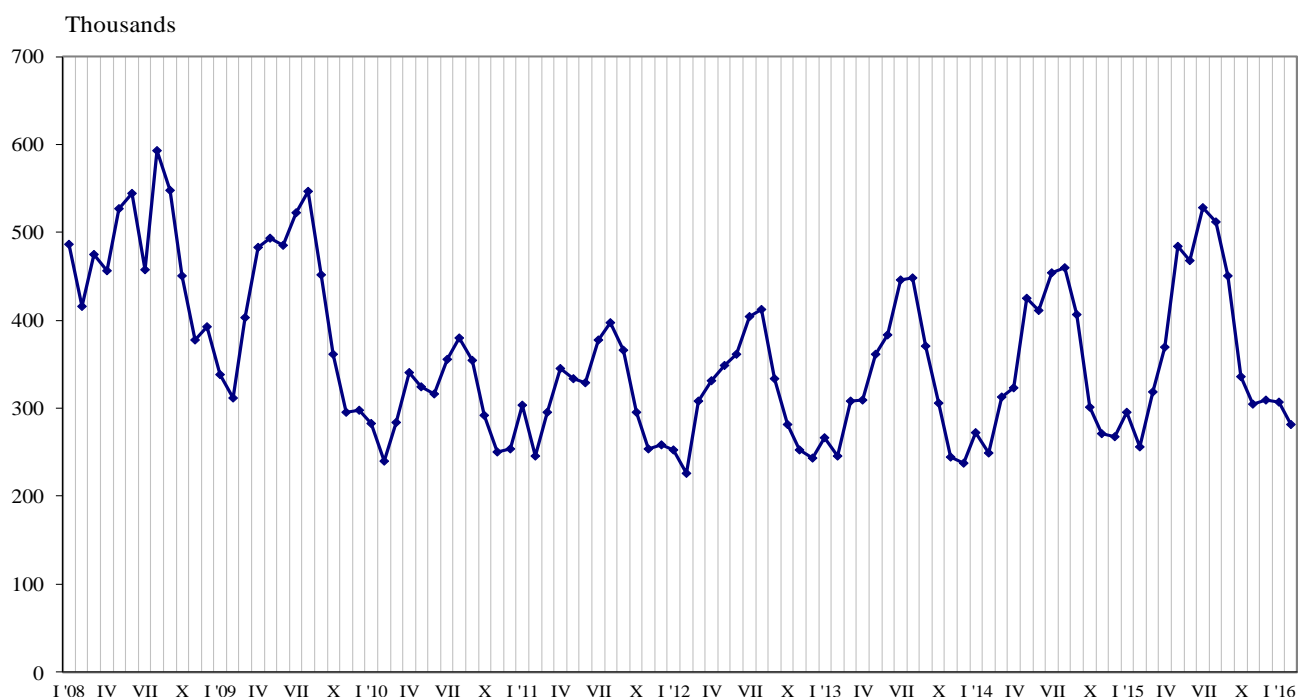




## TRIPS OF BULGARIAN RESIDENTS ABROAD AND ARRIVALS OF VISITORS FROM ABROAD TO BULGARIA IN FEBRUARY 2016

In February 2016, the number of the trips of Bulgarian residents abroad was 281.4 thousand (Annex, Table 1) or by 9.8% above the registered in February 2015 (Figure 1). In comparison with the same month of the previous year an increase was observed in the total number of the trips of Bulgarians to: Romania - by 76.1%, Serbia - by 72.6%, the Former Yugoslav Republic of Macedonia - by 68.9%, Austria - by 64.0%, Italy - by 26.1%, Spain - by 18.3%, Germany - by 5.8%, and etc. At the same time a decrease was observed in the total number of the trips of Bulgarians to: Greece - by 25.7%, the Netherland - by 6.4%, Czech Republic - by 6.2%, Turkey - by 1.5%, and etc.

**Figure 1. Trips of Bulgarian residents abroad by months**

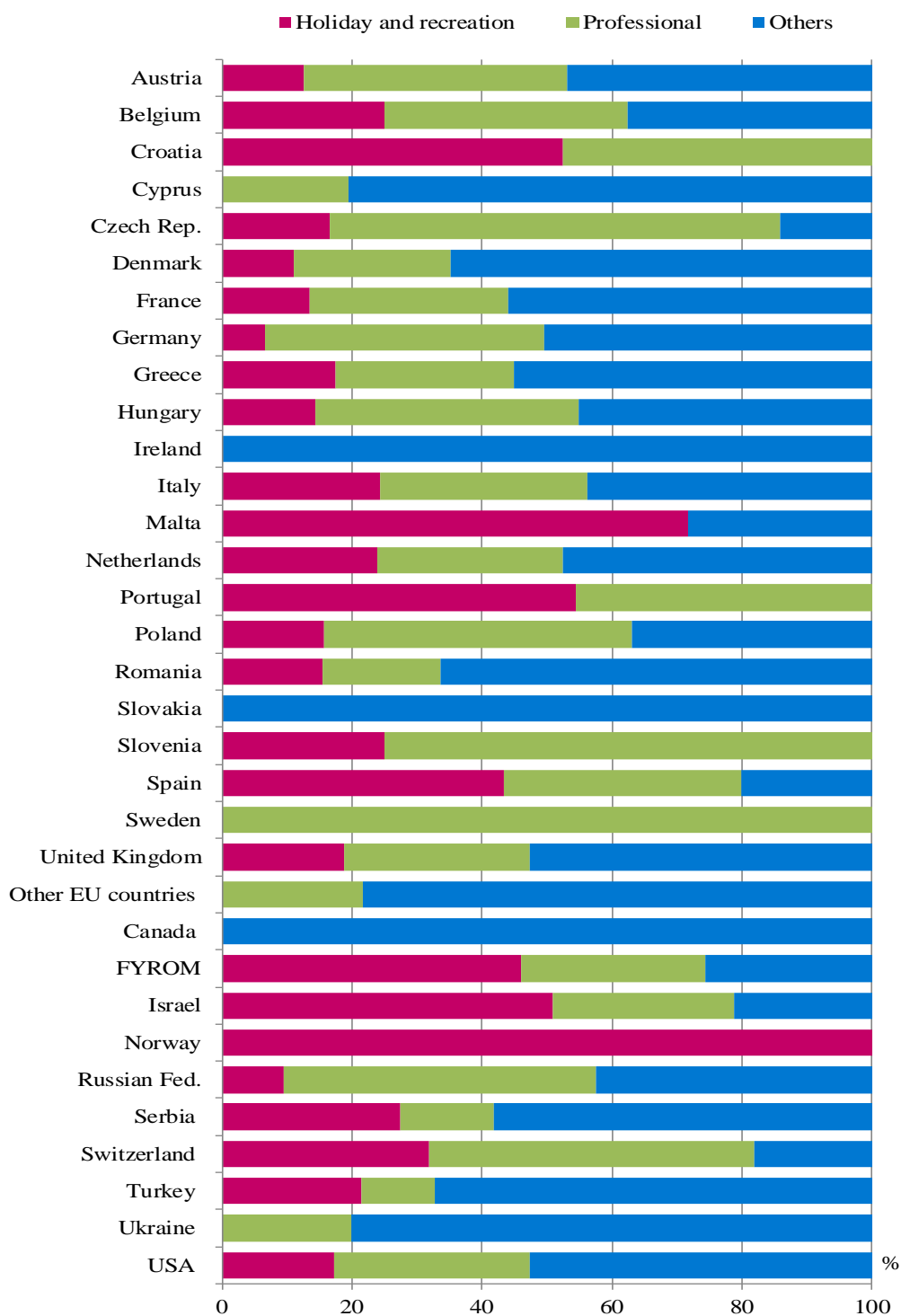


The trips with other purposes (as a guest, education and visit the cultural and sport events) in February 2016 composed the greatest share of the total number of trips of Bulgarian residents abroad - 52.2%, followed by the trips with professional purpose - 25.4%, and with holiday and recreation purposes - 22.4%. In comparison with February 2015 an increase was registered in the trips by all observed purposes: with professional purpose - by 19.3%, with holiday and recreation purposes - by 13.7% and with other purposes - by 4.3%.

In February 2016, the trips with other purposes formed 67.3% of all trips to Turkey and 66.4% to Romania. The trips with professional purpose to Czech Republic were 69.2%, as these to the Former Yugoslav Republic of Macedonia with holiday and recreation purpose were 45.9% of all trips of Bulgarian residents to these countries (Figure 2).



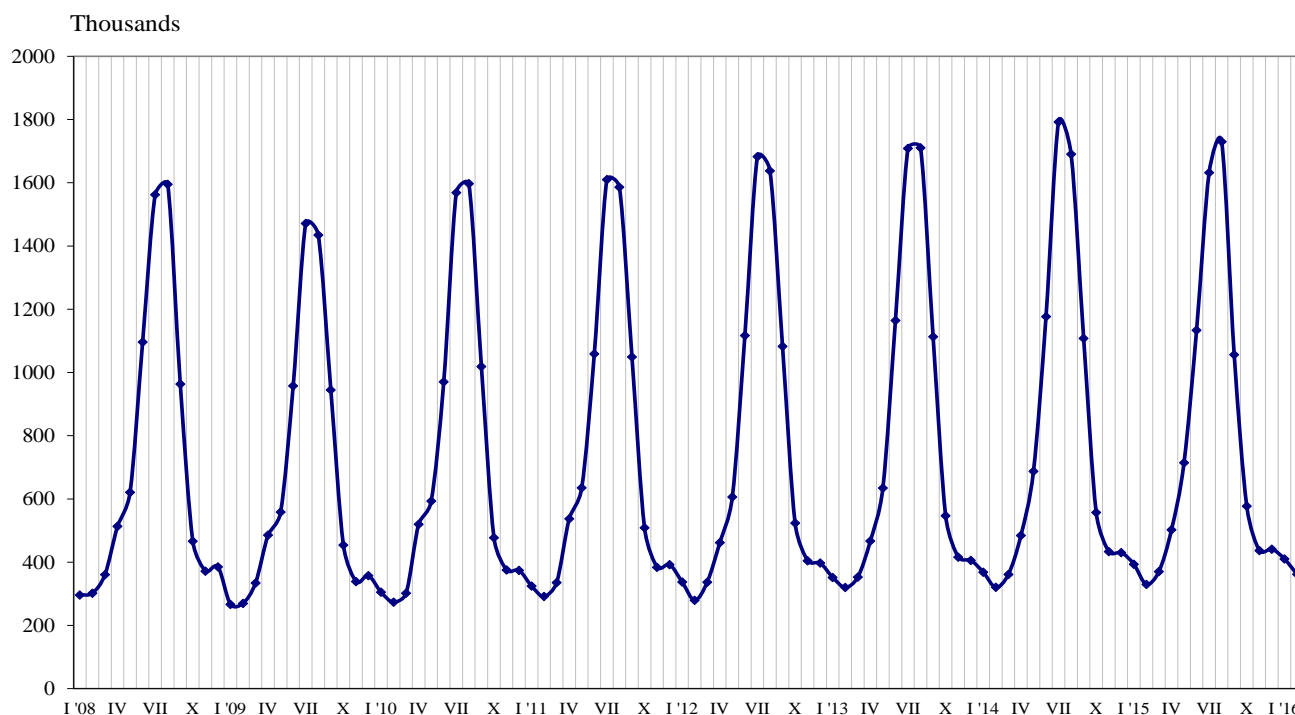
**Figure 2. Structure of the trips of Bulgarian residents abroad by purpose of visit and country of destination in February 2016**





In February 2016, the number of arrivals of visitors from abroad to Bulgaria was 361.9 thousand (Annex, Table 2) or by 9.7% above the level of February 2015 (Figure 3). An increase was registered in the trips by all observed purposes: with holiday and recreation purpose - by 20.8%, with professional purpose - by 4.2%, and with other purposes - by 1.3%.

**Figure 3. Arrivals of visitors from abroad to Bulgaria by months**



The share of visits of EU citizens was 39.7% of the total number of foreigners' visits to Bulgaria in February 2016 or by 4.4% less in comparison with the same month of the previous year. A decrease was registered in the visits of the citizens of Greece - by 33.8%, France - by 9.8%, Germany - by 1.4%, Austria - by 1.2%, and etc. At the same time increased the visits from the United Kingdom - by 34.9%, Czech Republic - by 18.9%, Italy - by 8.5%, Belgium - by 4.2%, Romania - by 2.2%, and etc.

The visits of foreigners in the group 'Other European countries'<sup>1</sup> increased by 22.2%, as the highest growth was observed in the visits of citizens of the Former Yugoslav Republic of Macedonia - by 40.5%.

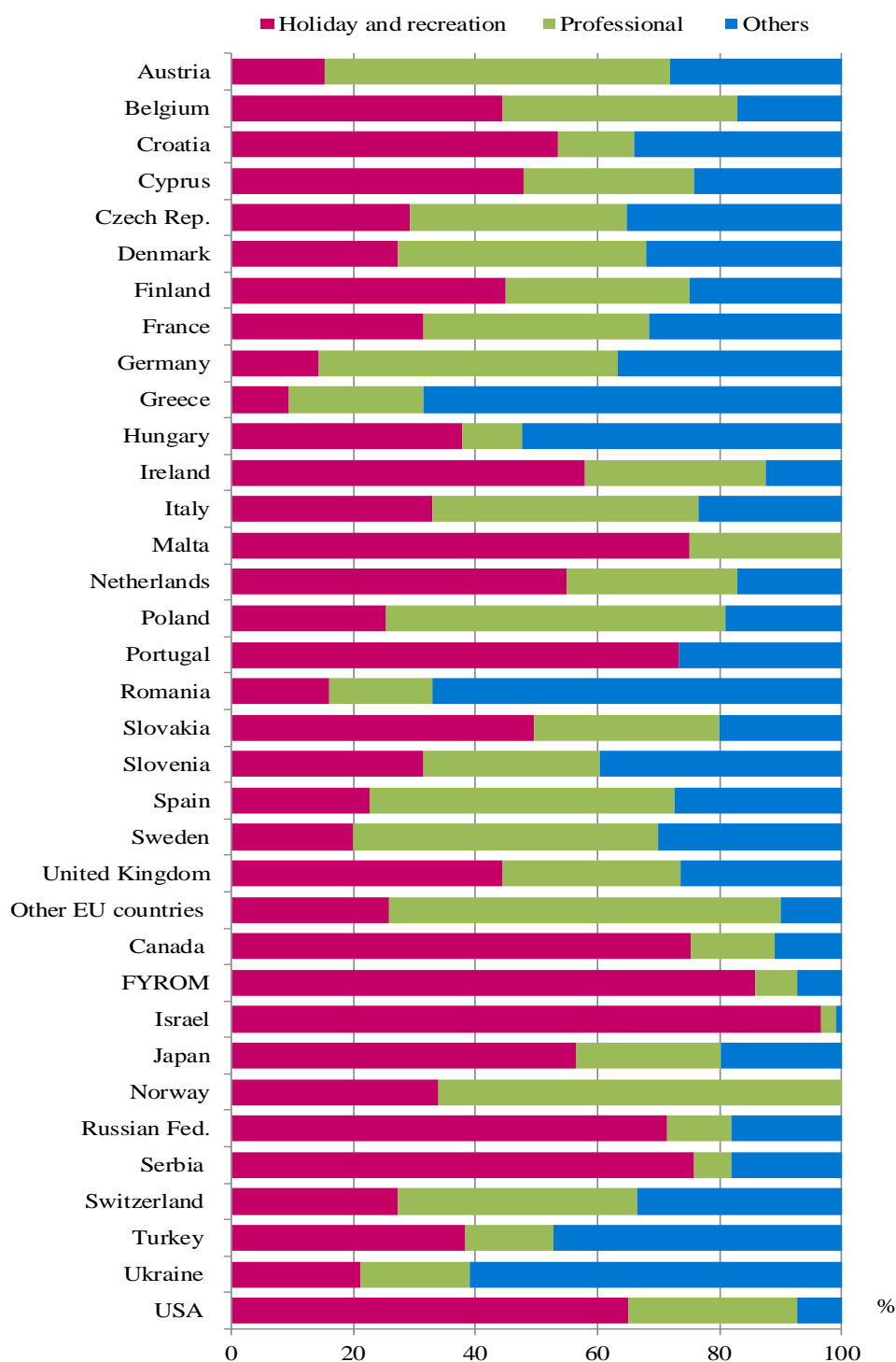
In February 2016, the predominant share of the visits with holiday and recreation purpose was 44.5%, followed by trips with other purposes (including as guest and passing transit) - 37.4% and with professional purpose - 18.1%.

The visits with holiday and recreation purpose formed 96.7% of the arrivals from Israel and 85.9% - from the Former Yugoslav Republic of Macedonia. The visits with professional purpose were 56.5% of the arrivals from Austria and 48.8% - from Germany, as with other purposes were 68.5% of all arrivals from Greece and 67.0% - from Romania (Figure 4).

<sup>1</sup>Group 'Other European countries' includes countries in Europe outside EU.



**Figure 4. Structure of the arrivals of visitors to Bulgaria from abroad by purpose of visit and country of origin in February 2016**





## Methodological notes

The definitions recommended by the World Tourist Organization and the Methodological manual for tourism by Eurostat are applied by the National Statistical Institute.

In accordance with these definitions **an international tourist** is any person who travels to a country other than his/her permanent residence for at least 24 hours but no more than one year and whose main purpose is not doing any activity for payment.

**The purposes of visiting** a country are the following:

- Excursion, holiday or entertainment (visits to cultural or historical landmarks, sport events and other);
- Visiting friends and relatives;
- Professional purposes (business trips, participation in conferences, congresses, concluding deals, etc.);
- Other (education, medical treatment, etc.) purposes.

Statistical data on the trips of Bulgarian citizens travelling abroad and visits by foreigners to Bulgaria are obtained on the basis of monthly information received from the Ministry of Interior and sample survey of the National Statistical Institute among Bulgarian and foreign citizens passing through border check points.

Data on the number of the trips of the citizens of the European Union are estimated on the basis of the information obtained from the Ministry of Interior and the airport authorities. Data on the number of citizens from 'third countries' are obtained directly from the Ministry of Interior.

Data on the purposes of the trips are obtained on the basis of the NSI's regular monthly sample survey of passing Bulgarian and foreign citizens through the border check points.



Annex

Table 1

**Trips of Bulgarian residents abroad by purposes of visit  
and country of destination in February 2016**

(Number)

Country of destination	Total	Purpose of visit		
		Holiday and recreation	Professional	Others
<b>Total</b>	<b>281360</b>	<b>62873</b>	<b>71555</b>	<b>146932</b>
<b>EU</b>	<b>150704</b>	<b>27320</b>	<b>48401</b>	<b>74983</b>
Austria	9021	1139	3657	4225
Belgium	2350	587	881	882
Croatia	1718	901	817	-
Cyprus	139	-	27	112
Czech Republic	4772	795	3304	673
Denmark	908	101	219	588
Finland	-	-	-	-
France	7839	1050	2406	4383
Germany	16590	1097	7129	8364
Greece	45619	8004	12476	25139
Hungary	2952	422	1195	1335
Ireland	83	-	-	83
Italy	8214	2003	2604	3607
Malta	166	119	-	47
Netherlands	2334	556	667	1111
Poland	1967	310	932	725
Portugal	1086	592	494	-
Romania	25468	3936	4630	16902
Slovakia	494	-	-	494
Slovenia	988	247	741	-
Spain	9841	4261	3606	1974
Sweden	541	-	541	-
United Kingdom	6351	1200	1800	3351
Other EU countries	1263	-	275	988
<b>Other European countries</b>	<b>123596</b>	<b>33328</b>	<b>20177</b>	<b>70091</b>
The Former Yugoslav Republic of Macedonia	21771	10003	6178	5590
Norway	69	69	-	-
Russian Federation	2167	207	1040	920
Serbia	27809	7640	3973	16196
Switzerland	2178	693	1089	396
Turkey	68607	14716	7698	46193
Ukraine	995	-	199	796
<b>Other countries</b>	<b>2596</b>	<b>631</b>	<b>561</b>	<b>1404</b>
Canada	664	-	-	664
Israel	884	450	247	187
USA	1048	181	314	553
<b>Rest of the world</b>	<b>4464</b>	<b>1594</b>	<b>2416</b>	<b>454</b>



**Table 2**

**Arrivals of visitors from abroad to Bulgaria  
by purpose of visit and country of origin in February 2016**

(Number)

Country of origin	Total	Purpose of visit		
		Holiday and recreation	Professional	Others
<b>Total</b>	<b>361908</b>	<b>161120</b>	<b>65314</b>	<b>135474</b>
<b>EU</b>	<b>143627</b>	<b>32730</b>	<b>40407</b>	<b>70490</b>
Austria	5902	908	3332	1662
Belgium	2720	1208	1047	465
Croatia	952	509	120	323
Cyprus	809	387	227	195
Czech Republic	2730	801	970	959
Denmark	655	178	267	210
Finland	476	214	143	119
France	3385	1065	1252	1068
Germany	11125	1602	5429	4094
Greece	29145	2722	6466	19957
Hungary	1904	722	184	998
Ireland	845	490	249	106
Italy	6053	1987	2650	1416
Malta	647	485	162	-
Netherlands	2833	1558	789	486
Poland	2330	591	1297	442
Portugal	387	284	-	103
Romania	47491	7656	8004	31831
Slovakia	804	399	243	162
Slovenia	596	188	172	236
Spain	2614	594	1307	713
Sweden	792	158	396	238
United Kingdom	17566	7801	5145	4620
Other EU countries	866	223	556	87
<b>Other European countries</b>	<b>178137</b>	<b>106799</b>	<b>19055</b>	<b>52283</b>
The Former Yugoslav				
Republic of Macedonia	45214	38848	3073	3293
Norway	366	124	242	-
Russian Federation	8830	6313	916	1601
Serbia	41822	31742	2488	7592
Switzerland	730	199	287	244
Turkey	71754	27569	10376	33809
Ukraine	9421	2004	1673	5744
<b>Other countries</b>	<b>12017</b>	<b>10454</b>	<b>1154</b>	<b>409</b>
Canada	414	312	57	45
Israel	8295	8022	200	73
Japan	395	223	94	78
USA	2913	1897	803	213
<b>Rest of the world</b>	<b>28127</b>	<b>11137</b>	<b>4698</b>	<b>12292</b>