



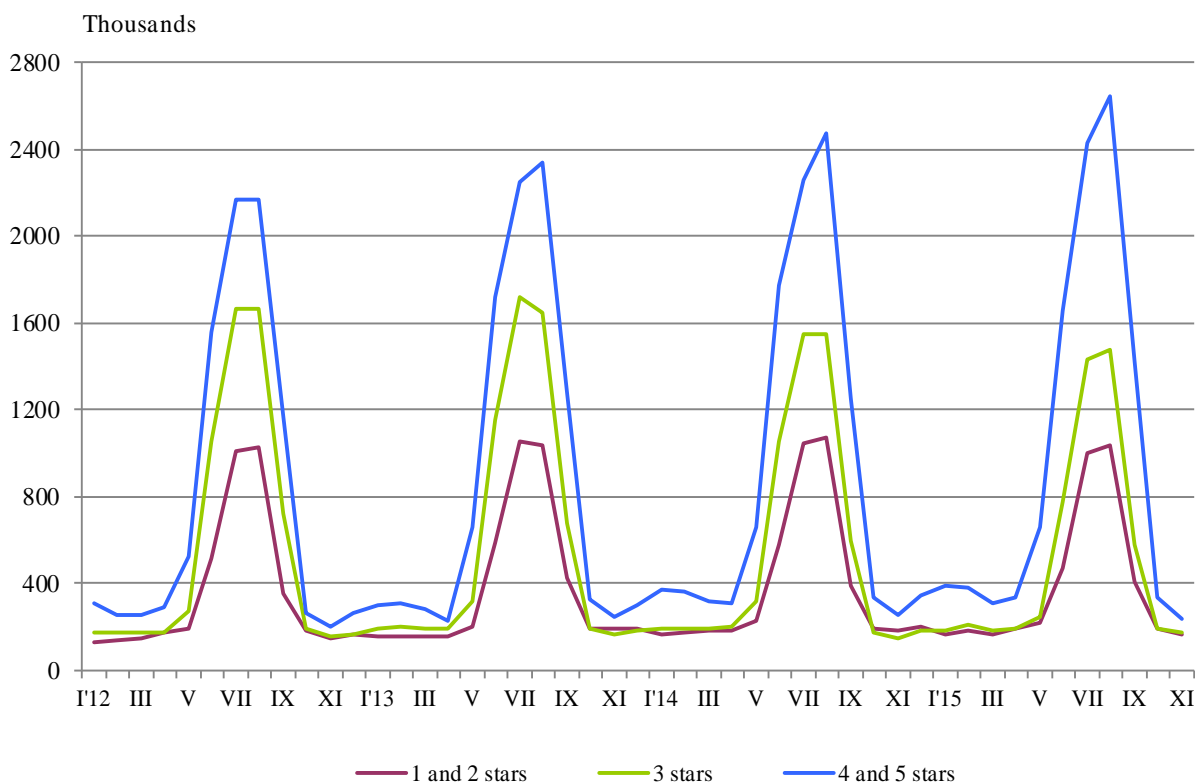
ACTIVITY OF ACCOMMODATION ESTABLISHMENTS IN NOVEMBER 2015

In November 2015, 1 901 accommodation establishments - hotels, motels, camping sites, mountain chalets and other establishments for short-term accommodation with more than 10 bed places were functioned in the country (Annex, Table 1). The total number of the rooms in them was 53.3 thousands and the bed-places were 107.0 thousands. In comparison with November 2014 the total number of accommodation establishments (functioned during the period) decreased by 1.2% and the bed-places in them - by 2.0%.

The total number of the nights spent in all accommodation establishments registered in November 2015 was 582.6 thousands, or by 2.2% less in comparison with the same month of the previous year, as the greatest decrease (by 7.9%) was observed in 1 and 2 stars accommodation establishments.

In November 2015, 65.0% of all nights spent by foreign citizens and 32.1% of all nights spent by Bulgarians were realized in 4 and 5 stars hotels. In 3 stars accommodation establishments were spent 31.8% of all nights by Bulgarian residents and 24.8% of all nights by foreigners, while in the rest of accommodation establishments (with 1 and 2 stars) they were 36.1% and 10.2% respectively.

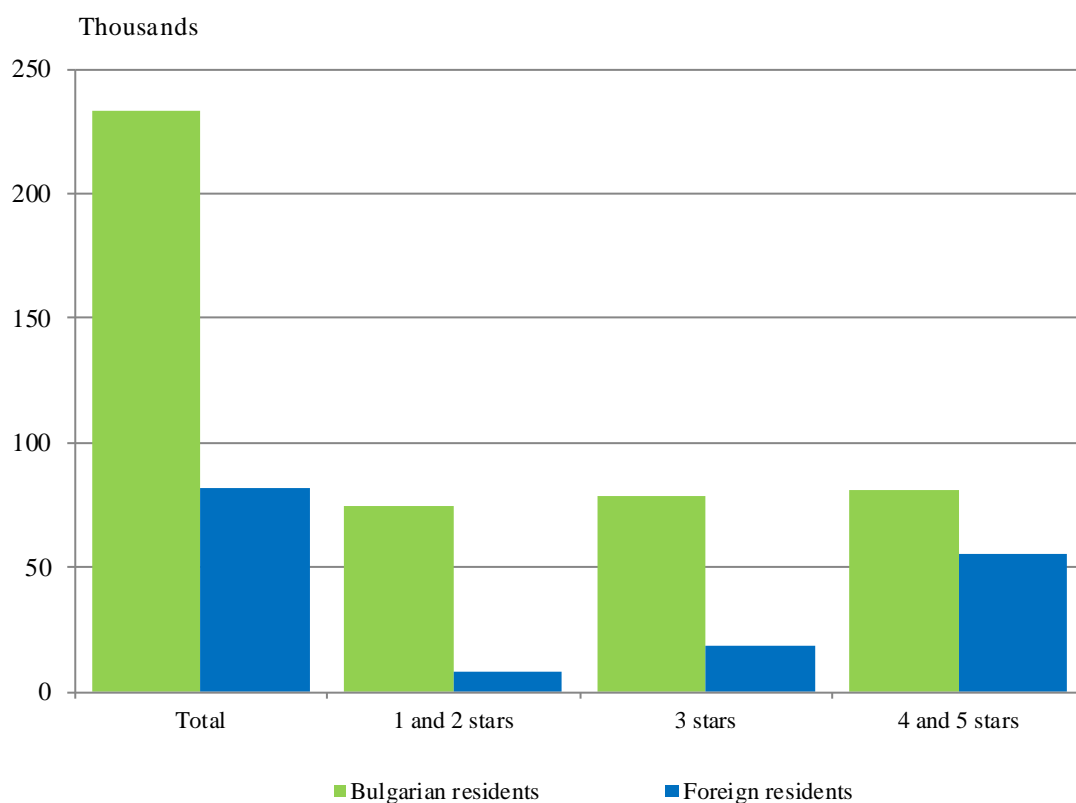
Figure 1. The nights spent in accommodation establishments by categories and months





In November 2015, the arrivals in all accommodation establishments increased by 3.1% compared to the same month of 2014 and reached 314.9 thousands. Bulgarian guests were 74.2% of all arrivals as the majority part (65.5%) of them spent the nights in accommodation establishments with 1 and 2 stars and spent 1.9 nights on the average. The arrivals of foreigners were 81.4 thousands as 67.7% of them spent nights in hotels with 4 and 5 stars. On the average 1.9 nights were spent by foreigners.

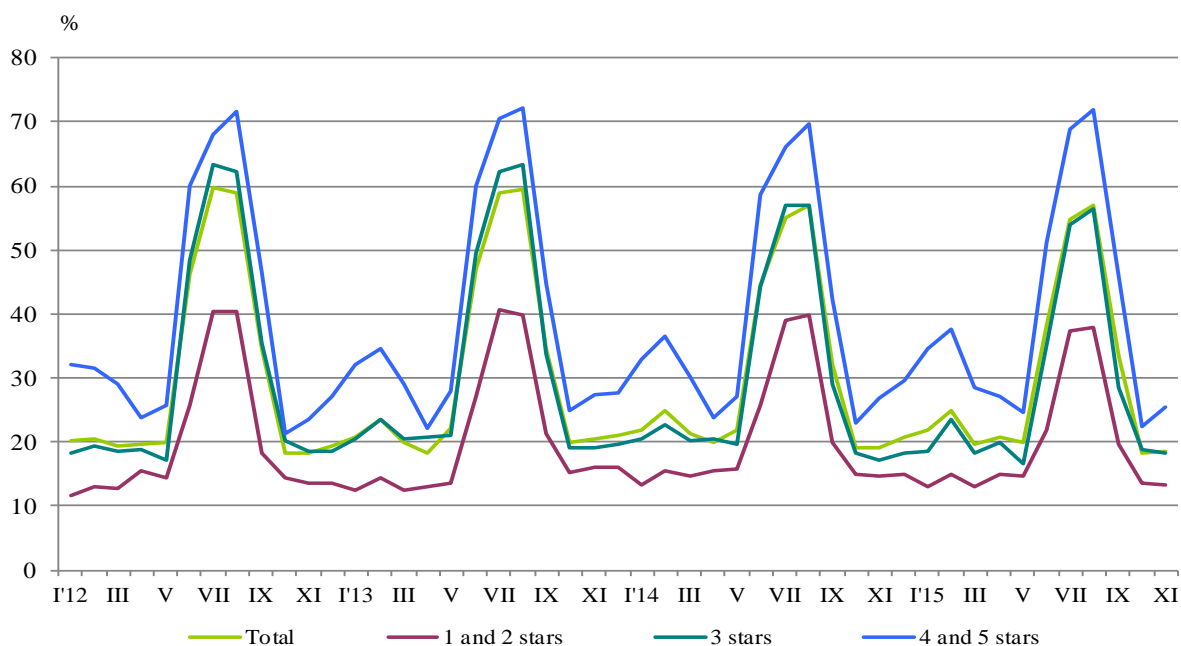
Figure 2. Arrivals in accommodation establishments by categories in November 2015



In November 2015, the total occupancy of the bed-places in accommodation establishments was 18.5%, as compared to November 2014 decreased by 0.7 percentage points. The highest was occupancy of the bed-places in 4 and 5 stars accommodation establishments - 25.5%, followed by 3 stars accommodation establishments - 18.3%, and with 1 and 2 stars - 13.4%.

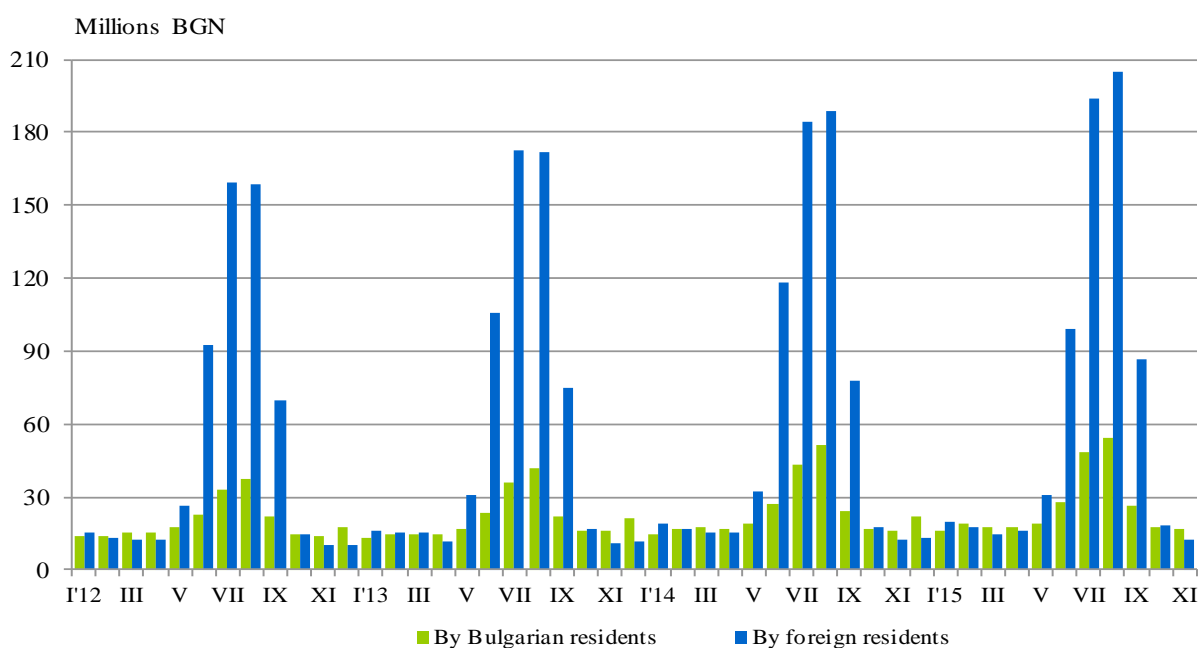


Figure 3. The occupation of the bed-places in accommodation establishments by categories and months



The total revenues from nights spent in November 2015 reached 29.2 million BGN or by 0.8% more compared to November 2014. An increase was registered in the revenues from Bulgarian citizens by 3.8%, while those from foreigners decreased by 3.2%.

Figure 4. The revenues from nights spent in accommodation establishments by months





Methodological notes

Since 2012 the statistical survey on **accommodation establishments** has been carried out monthly in compliance with the Regulation 692/2011 of the European Parliament and of the Council concerning European statistics on tourism and the regulation 1051/2011 of the Commission implementing Regulation 692/2011 of the European Parliament and of the Council concerning European statistics on tourism, as regards the structure of the quality reports and the transmission of the data.

All categorized hotels, camping sites and other types of accommodation establishments with more than 10 bed-places in use during the reporting period were included in the observation.

The indicator **other accommodation establishments** includes the holiday settlements, hostels, guests houses, bungalows, rest houses, mountain chalets, private rooms and flats and other establishments for short accommodation.

Available Bed Capacity is the maximum number of bed-places on offer for each day of the reference month.

In the **revenues from nights spent** in accommodation establishments are included the sums paid by the guests, without the extra services.



Annex

Table 1

Activity of accommodation establishments in November 2015¹

Districts	Accommodation establishments - in numbers	Bed-places - in numbers	Available bed-nights - in numbers	Night spent - in numbers		Arrivals in accommodation establishments - in numbers		Revenues from nights spent - Thousands BGN	
				Total	of which: By Foreigners	Total	of which: Foreigners	Total	of which: By Foreigners
Total	1901	107016	3150346	582631	164360	314895	81365	29225	12127
Blagoevgrad	199	13475	393805	57284	14185	30662	6774	2589	743
Burgas	86	6099	174836	27121	5000	12432	2212	1214	336
Varna	123	12902	370068	40038	13172	20742	4851	2012	856
Veliko Tarnovo	112	4905	147150	20048	2911	13628	1901	822	171
Vidin	30	817	24394	3663	508	2457	335	128	22
Vratsa	28	949	28470	6830	849	3363	371	184	40
Gabrovo	55	2910	87300	11259	1483	6335	720	383	63
Dobrich	40	2406	69600	6133	1526	3325	663	276	88
Kardzhali	35	1094	32820	4886	901	3405	639	205	52
Kyustendil	52	2398	71940	6801	..	4009	..	175	..
Lovech	71	3792	111718	13888	571	8103	261	525	25
Montana	26	1190	35700	4775	225	2593	137	146	13
Pazardzhik	54	4019	117835	36581	1844	18098	700	1808	110
Pernik	16	685	20550	2191	..	1255	..	58	..
Pleven	26	1281	38430	7925	1306	3778	479	322	74
Plovdiv	178	9324	272677	71158	15152	36823	7093	3134	850
Razgrad	16	609	18270	3729	558	1805	215	131	19
Ruse	46	1818	54124	14596	3870	8143	1590	678	208
Silistra	20	665	20010	2813	443	1871	256	119	19
Sliven	82	2536	74356	6763	1103	4274	502	254	68
Smolyan	223	8109	239329	19270	697	10466	409	550	26
Sofia	70	5357	160295	27506	2442	17021	1198	1050	108
Sofia (stolitsa)	126	11369	340315	136512	86136	77523	45713	10499	7724
Stara Zagora	59	3725	109494	28363	3991	10302	1299	1131	258
Targovishte	24	946	27780	3490	519	2240	266	145	32
Haskovo	36	1378	41340	7416	1790	4615	1249	297	78
Shumen	47	1549	46470	7125	943	3926	486	210	47
Yambol	21	709	21270	4467	1025	1701	308	180	50

¹ In use.

'..' Confidential data.