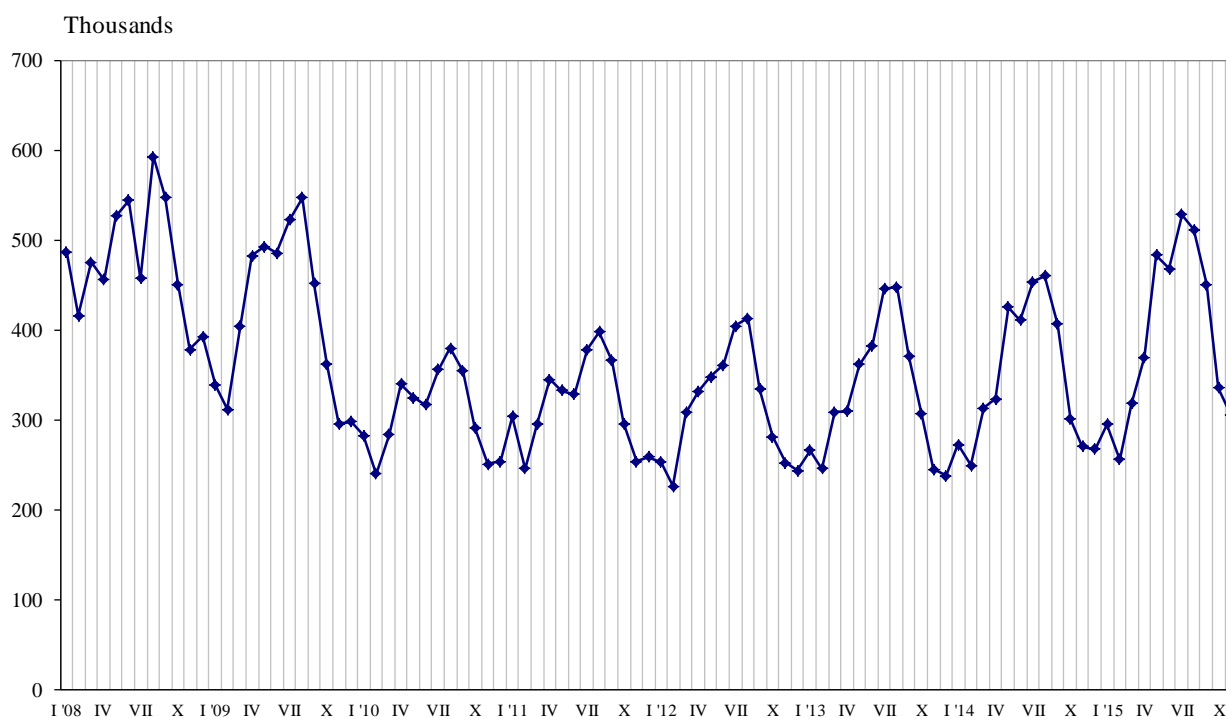




TRIPS OF BULGARIAN RESIDENTS ABROAD AND ARRIVALS OF VISITORS FROM ABROAD TO BULGARIA IN NOVEMBER 2015

In November 2015, **the number of the trips of Bulgarian residents abroad** was 305.2 thousand (Annex, Table 1) or by 12.7% above the registered in November 2014 (Figure 1). In comparison with the same month of the previous year an increase was observed in the total number of the trips of Bulgarians to: the Former Yugoslav Republic of Macedonia - by 41.8%, the United Kingdom - by 36.6%, Italy - by 16.7%, Spain - by 16.4%, Greece - by 16.2%, Germany - by 15.6%, Austria - by 11.8%, Romania - by 7.9%, Turkey - by 6.8%, and etc. At the same time a decrease was observed in the total number of the trips of Bulgarians to: France - by 28.7%, Russian Federation - by 27.6%, and etc.

Figure 1. Trips of Bulgarian residents abroad by months

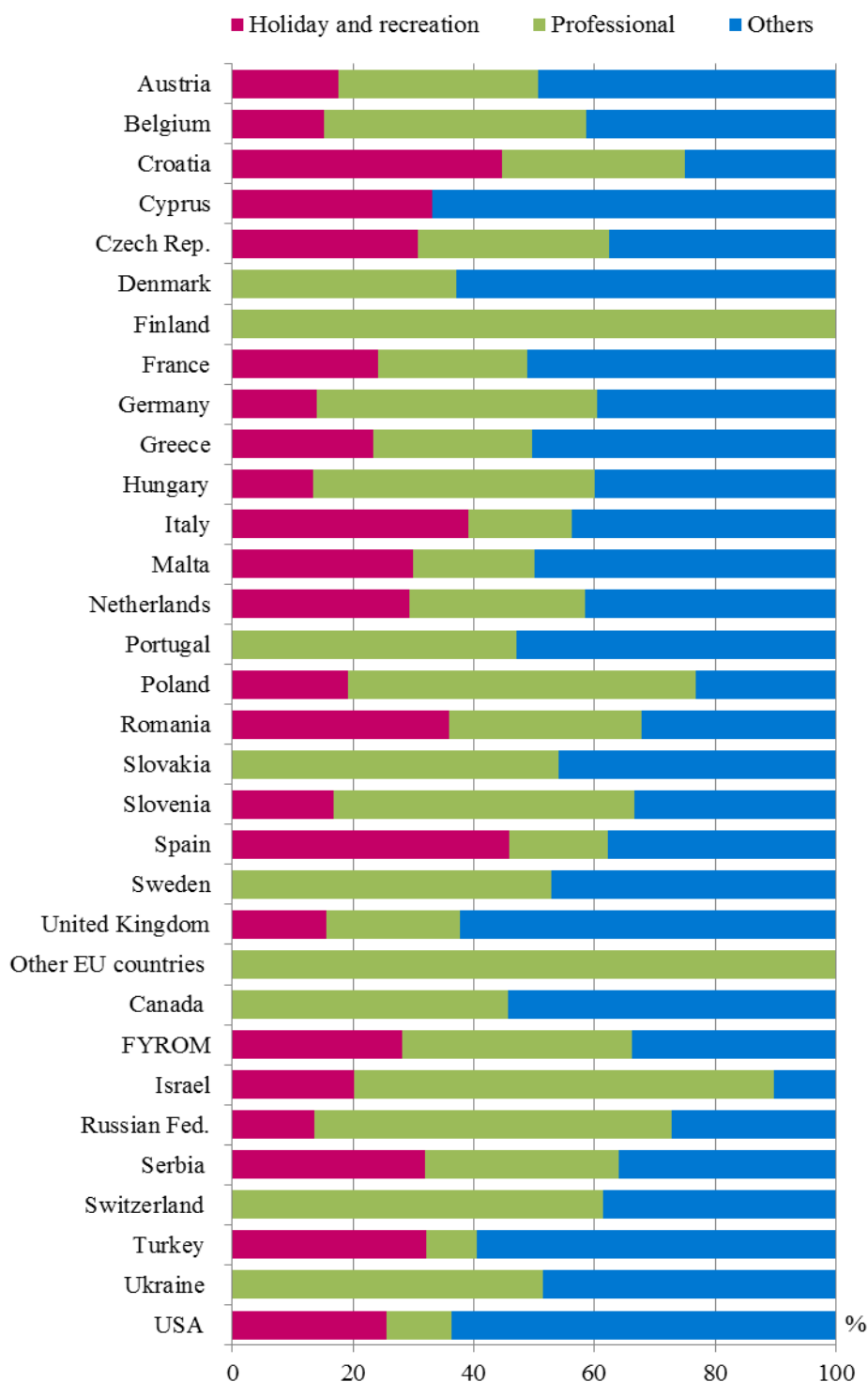


The trips with other purposes (as a guest, education and visit the cultural and sport events) in November 2015 composed the greatest share of the total number of trips of Bulgarian residents abroad - 46.9%, followed by the trips with holiday and recreation purposes - 27.7%, and with professional purpose - 25.4%. In comparison with November 2014 an increase was registered in the trips with other purposes - by 22.9%, and with professional purpose - by 16.0%, while the trips with holiday and recreation purposes decreased by 3.3%.

In November 2015, the trips with other purposes formed 62.3% of all trips to the United Kingdom and 59.5% to Turkey. The trips with professional purpose to Russian Federation were 59.1%, as these to Spain with holiday and recreation purpose were 45.9% of all trips of Bulgarian residents to these countries (Figure 2).



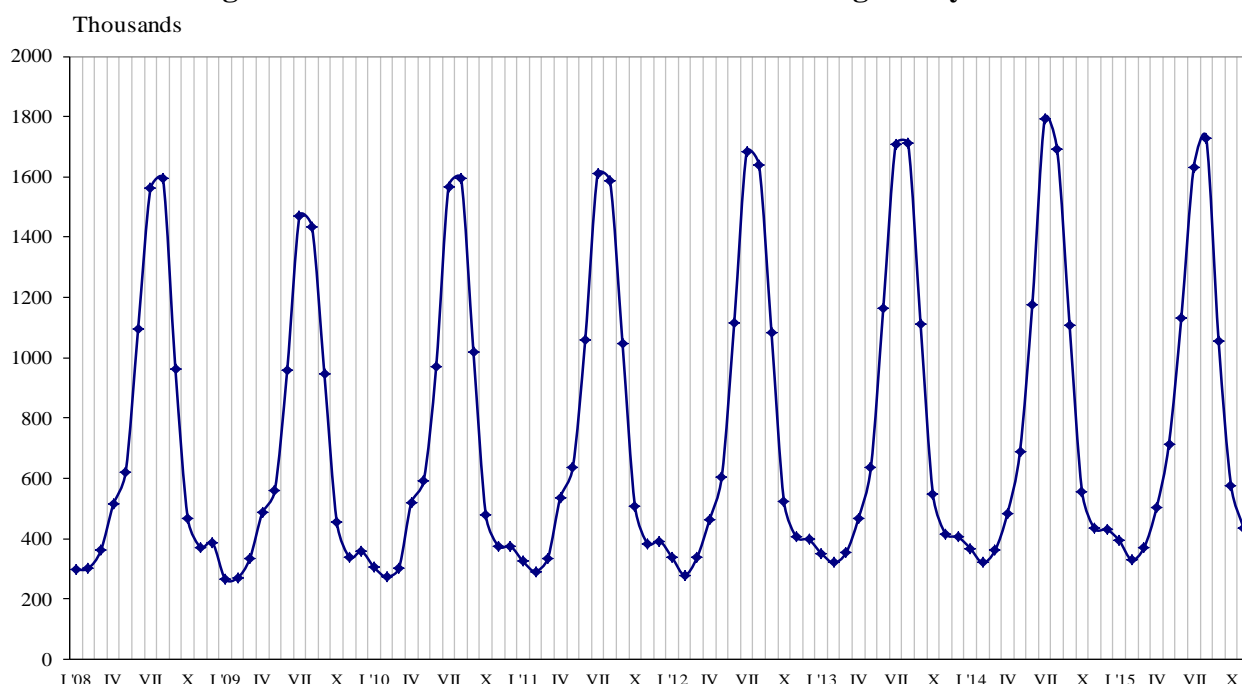
Figure 2. Structure of the trips of Bulgarian residents abroad by purpose of visit and country of destination in November 2015





In November 2015, **the number of arrivals of visitors from abroad to Bulgaria** was 436.8 thousand (Annex, Table 2) or by 0.8% above the level of November 2014 (Figure 3). An increase was registered in the trips with holiday and recreation purpose - by 6.2%, and with other purposes - by 2.6%, while the trips with professional purpose decreased by 10.2%.

Figure 3. Arrivals of visitors from abroad to Bulgaria by months



The share of visits of EU citizens was 52.5% of the total number of foreigners' visits to Bulgaria in November 2015 or by 0.4% less in comparison with the same month of the previous year. A decrease was registered in the visits of the citizens of Hungary - by 23.4%, Austria - by 21.9%, the Netherlands - by 13.1%, Slovakia - by 8.6%, and etc. At the same time increased the visits from Germany - by 9.5%, the United Kingdom - by 5.1%, Czech Republic - by 2.9%, Spain - by 2.7%, Romania - by 1.2%, Greece - by 1.2%, and etc.

The visits of foreigners in the group 'Other European countries'¹ increased by 2.5%, as the highest growth was observed in the visits of citizens of the Former Yugoslav Republic of Macedonia - by 16.3%.

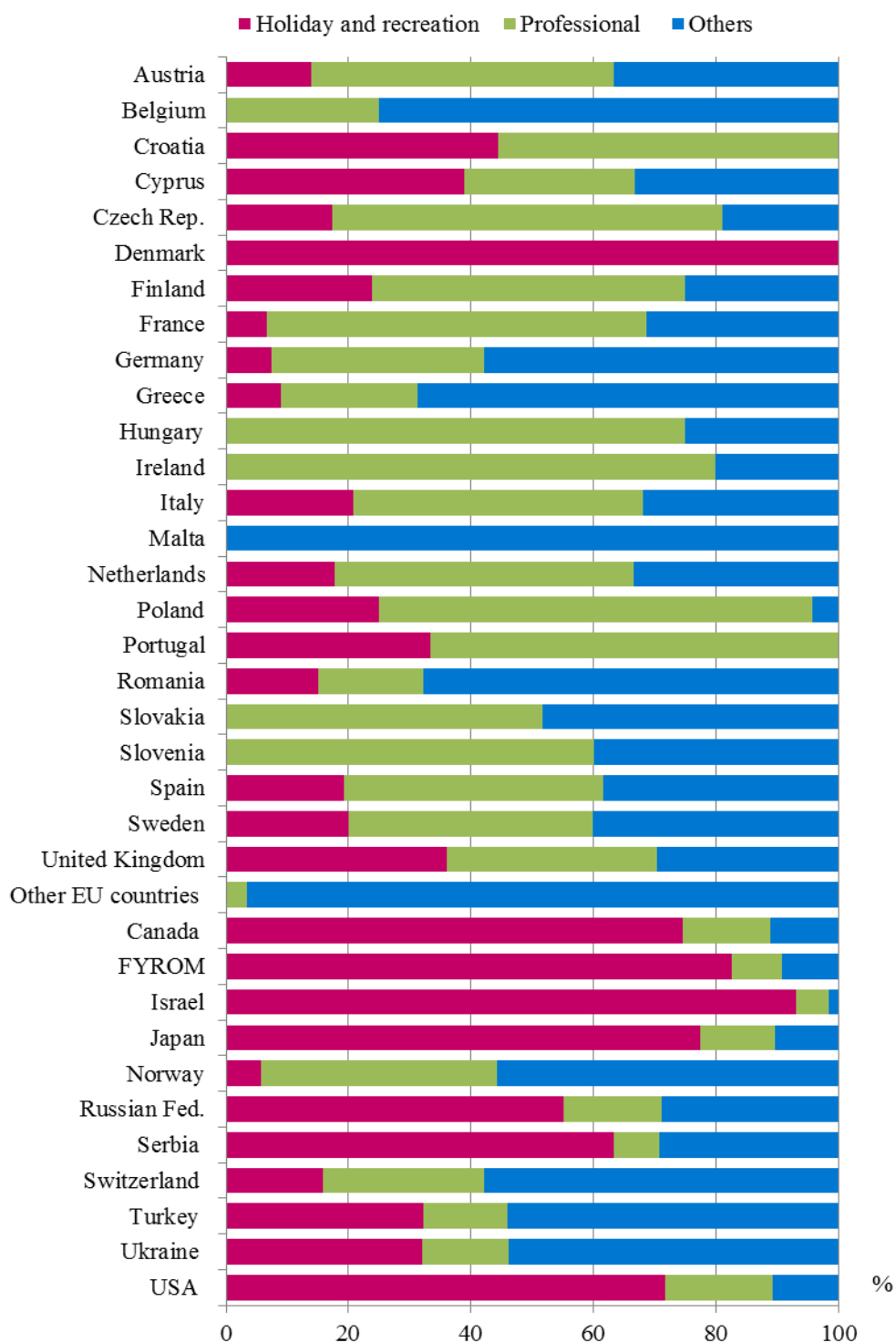
In November 2015, the predominant share of the visits with other purposes (including as guest and passing transit) was 48.9%, followed by trips with holiday and recreation purpose - 31.3% and with professional purpose - 19.8%.

The visits with holiday and recreation purpose formed 93.2% of the arrivals from Israel and 82.7% - from the Former Yugoslav Republic of Macedonia. The visits with professional purpose were 70.8% of the arrivals from Poland, as with other purposes were 68.8% of all arrivals from Greece and 67.7% - from Romania (Figure 4).

¹Group 'Other European countries' includes countries in Europe outside EU.



Figure 4. Structure of the arrivals of visitors to Bulgaria from abroad by purpose of visit and country of origin in November 2015





Methodological notes

The definitions recommended by the World Tourist Organization and the Methodological manual for tourism by Eurostat are applied by the National Statistical Institute.

In accordance with these definitions **an international tourist** is any person who travels to a country other than his/her permanent residence for at least 24 hours but no more than one year and whose main purpose is not doing any activity for payment.

The purposes of visiting a country are the following:

- Excursion, holiday or entertainment (visits to cultural or historical landmarks, sport events and other);
- Visiting friends and relatives;
- Professional purposes (business trips, participation in conferences, congresses, concluding deals, etc.);
- Other (education, medical treatment, etc.) purposes.

Statistical data on the trips of Bulgarian citizens travelling abroad and visits by foreigners to Bulgaria are obtained on the basis of monthly information received from the Ministry of Interior and sample survey of the National Statistical Institute among Bulgarian and foreign citizens passing through border check points.

Data on the number of the trips of the citizens of the European Union are estimated on the basis of the information obtained from the Ministry of Interior and the airport authorities. Data on the number of citizens from 'third countries' are obtained directly from the Ministry of Interior.

Data on the purposes of the trips are obtained on the basis of the NSI's regular monthly sample survey of passing Bulgarian and foreign citizens through the border check points.



Annex

Table 1

**Trips of Bulgarian residents abroad by purposes of visit
and country of destination in November 2015**

(Number)

Country of destination	Total	Purpose of visit		
		Holiday and recreation	Professional	Others
Total	305184	84652	77495	143037
EU	166231	42566	49687	73978
Austria	8823	1548	2924	4351
Belgium	3294	501	1432	1361
Croatia	529	237	160	132
Cyprus	343	114	-	229
Czech Republic	6678	2056	2118	2504
Denmark	709	-	263	446
Finland	363	-	363	-
France	4903	1183	1211	2509
Germany	12239	1708	5692	4839
Greece	64462	15054	16984	32424
Hungary	1959	261	914	784
Ireland	-	-	-	-
Italy	8749	3418	1504	3827
Malta	536	161	107	268
Netherlands	778	229	226	323
Poland	1844	354	1064	426
Portugal	568	-	267	301
Romania	30057	10775	9641	9641
Slovakia	648	-	350	298
Slovenia	592	99	296	197
Spain	7267	3339	1178	2750
Sweden	536	-	283	253
United Kingdom	9810	1529	2166	6115
Other EU countries	544	-	544	-
Other European countries	130235	40138	23453	66644
The Former Yugoslav Republic of Macedonia	17891	5040	6804	6047
Norway	-	-	-	-
Russian Federation	1914	261	1131	522
Serbia	22555	7187	7276	8092
Switzerland	1186	-	730	456
Turkey	85907	27650	7110	51147
Ukraine	782	-	402	380
Other countries	3109	647	1041	1421
Canada	372	-	170	202
Israel	977	197	681	99
USA	1760	450	190	1120
Rest of the world	5609	1301	3314	994



Table 2

**Arrivals of visitors from abroad to Bulgaria
by purpose of visit and country of origin in November 2015**

(Number)

Country of origin	Total	Purpose of visit		
		Holiday and recreation	Professional	Others
Total	436759	136591	86376	213792
EU	229514	32607	61532	135375
Austria	5230	728	2582	1920
Belgium	2400	-	600	1800
Croatia	856	381	475	-
Cyprus	1604	624	446	534
Czech Republic	3058	533	1946	579
Denmark	1225	1225	-	-
Finland	416	99	213	104
France	5640	375	3503	1762
Germany	12010	895	4178	6937
Greece	61847	5522	13805	42520
Hungary	2631	-	1973	658
Ireland	250	-	200	50
Italy	6725	1401	3176	2148
Malta	124	-	-	124
Netherlands	2736	486	1338	912
Poland	4612	1153	3267	192
Portugal	275	92	183	-
Romania	102326	15504	17571	69251
Slovakia	1948	-	1006	942
Slovenia	861	-	517	344
Spain	3858	742	1632	1484
Sweden	879	176	351	352
United Kingdom	7405	2671	2549	2185
Other EU countries	598	-	21	577
Other European countries	166492	84659	19074	62759
The Former Yugoslav Republic of Macedonia	38290	31659	3114	3517
Norway	655	37	253	365
Russian Federation	5704	3142	921	1641
Serbia	34909	22131	2585	10193
Switzerland	1659	262	437	960
Turkey	72492	23325	9955	39212
Ukraine	12783	4103	1809	6871
Other countries	9833	8125	1097	611
Canada	518	386	75	57
Israel	4754	4429	253	72
Japan	662	513	81	68
USA	3899	2797	688	414
Rest of the world	30920	11200	4673	15047