



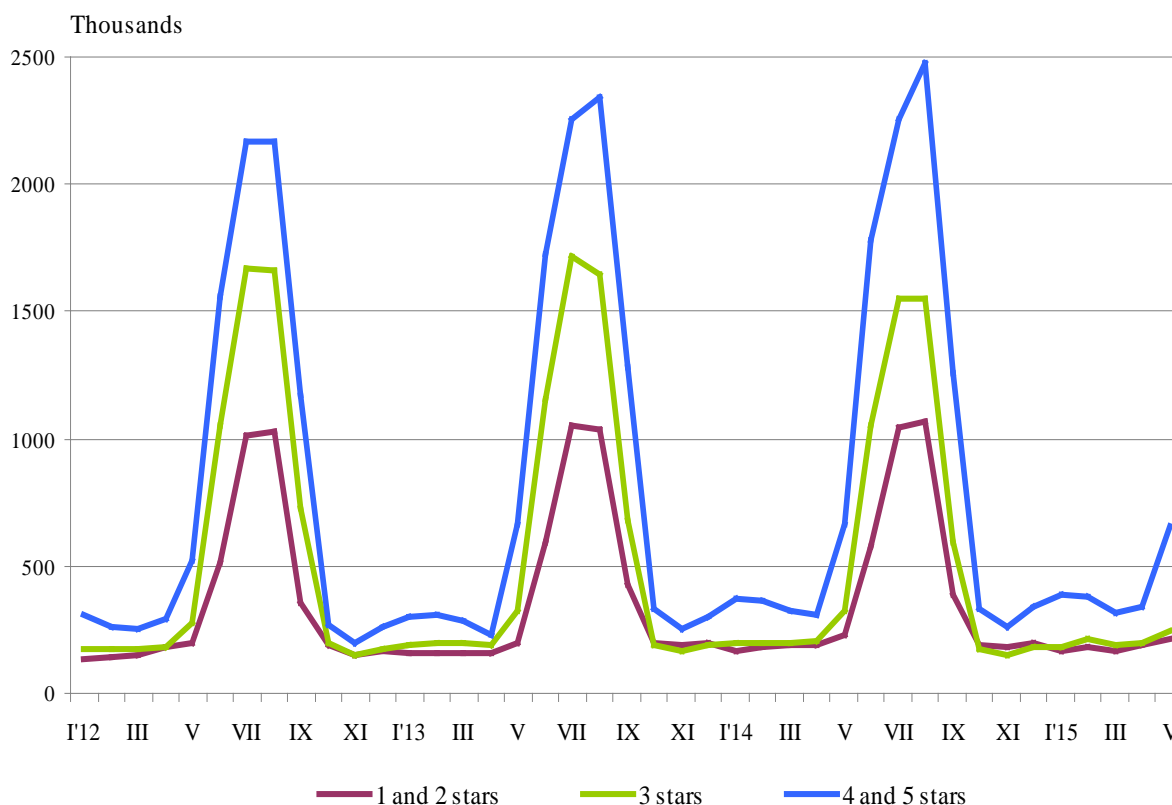
## ACTIVITY OF ACCOMMODATION ESTABLISHMENTS IN MAY 2015

In May 2015, 2 258 accommodation establishments - hotels, motels, camping sites, mountain chalets and other establishments for short-term accommodation with more than 10 bed places were functioned in the country (Annex, Table 1). The total number of the rooms in them was 100.3 thousands and the bed-places were 215.1 thousands. In comparison with May 2014 the total number of accommodation establishments (functioned during the period) increased by 3.3% and the bed-places in them - by 3.2%.

The total number of the nights spent in all accommodation establishments registered in May 2015 was 1 125.5 thousands or by 7.1% less in comparison with the same month of the previous year, as the greatest decrease (by 22.6%) was observed in 3 stars accommodation establishments.

In May 2015, 77.0% of all nights spent by foreign citizens and 35.9% of all nights spent by Bulgarians were realized in 4 and 5 stars hotels. In 3 stars accommodation establishments were spent 29.1% of all nights by Bulgarian residents and 16.4% - of all nights by foreigners, while in the rest of accommodation establishments (with 1 and 2 stars) they were 35.0% and 6.6% respectively.

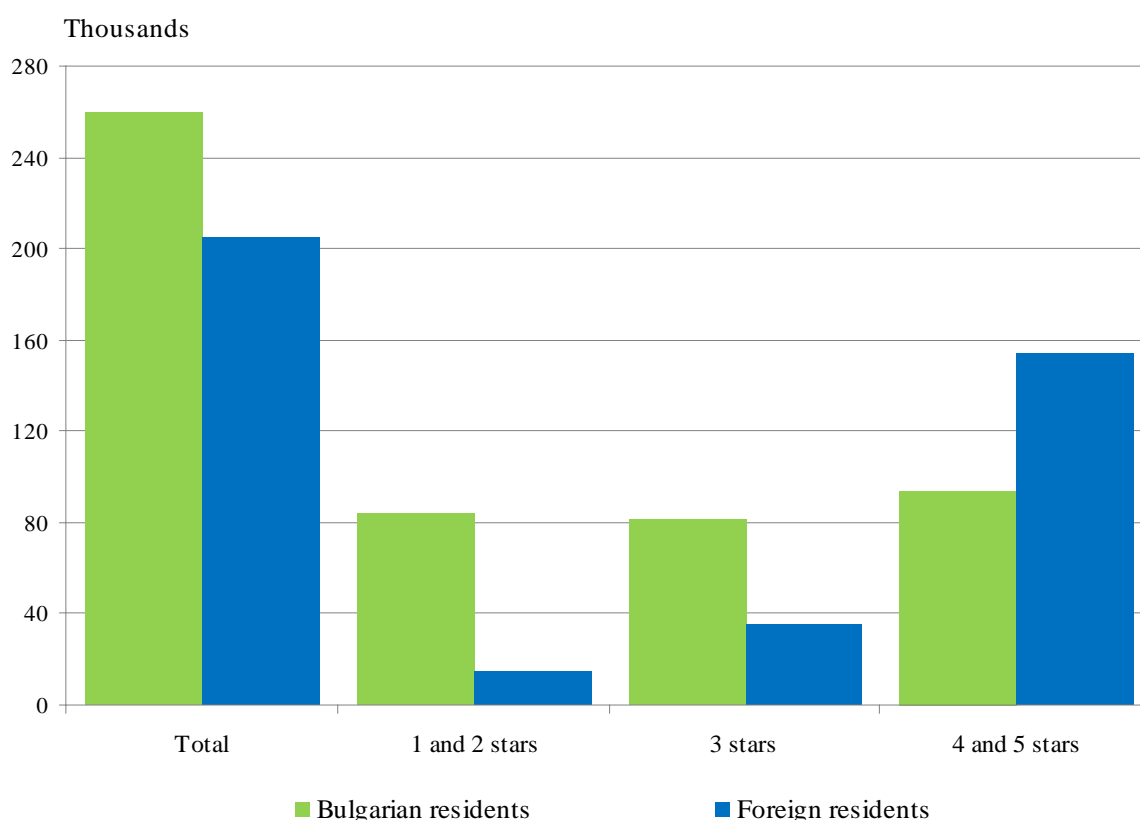
**Figure 1. The nights spent in accommodation establishments by categories and months**





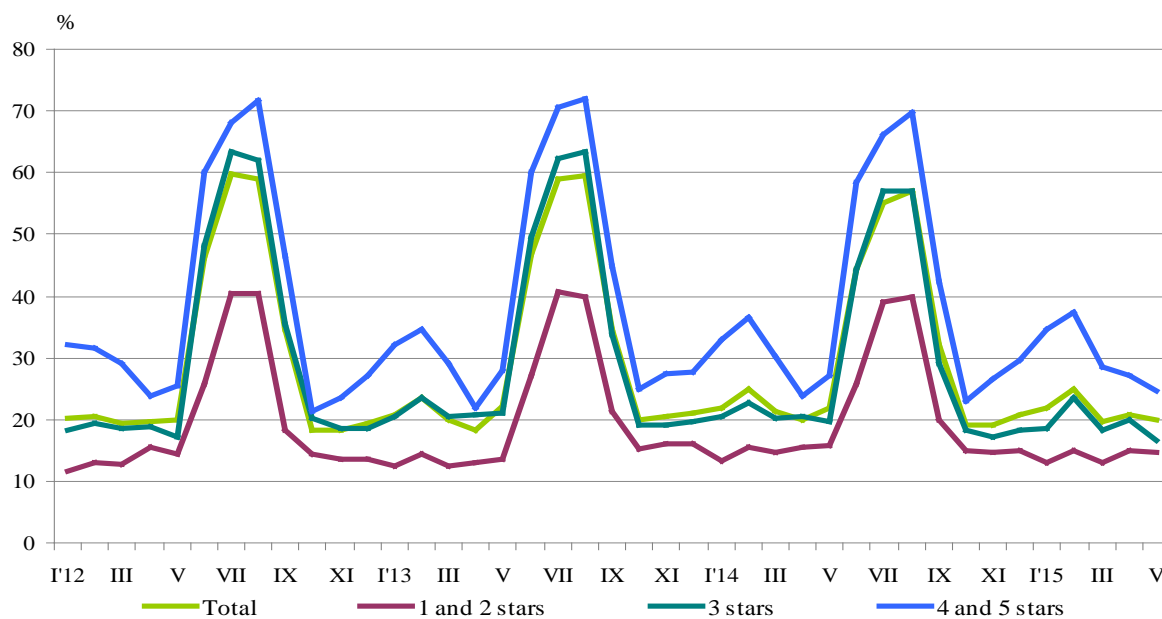
In May 2015, the arrivals in all accommodation establishments increased by 1.3% compared to the same month of 2014 and reached 465.7 thousands. Bulgarian guests were 55.8% of all arrivals as the majority part (63.8%) of them spent the nights in hotels with 1 and 2 or 3 stars and spent 1.9 nights on the average. The arrivals of foreigners were 205.7 thousands as 75.0% of them spent nights in hotels with 4 and 5 stars. On the average 3.1 nights were spent by foreigners.

**Figure 2. Arrivals in accommodation establishments by categories in May 2015**



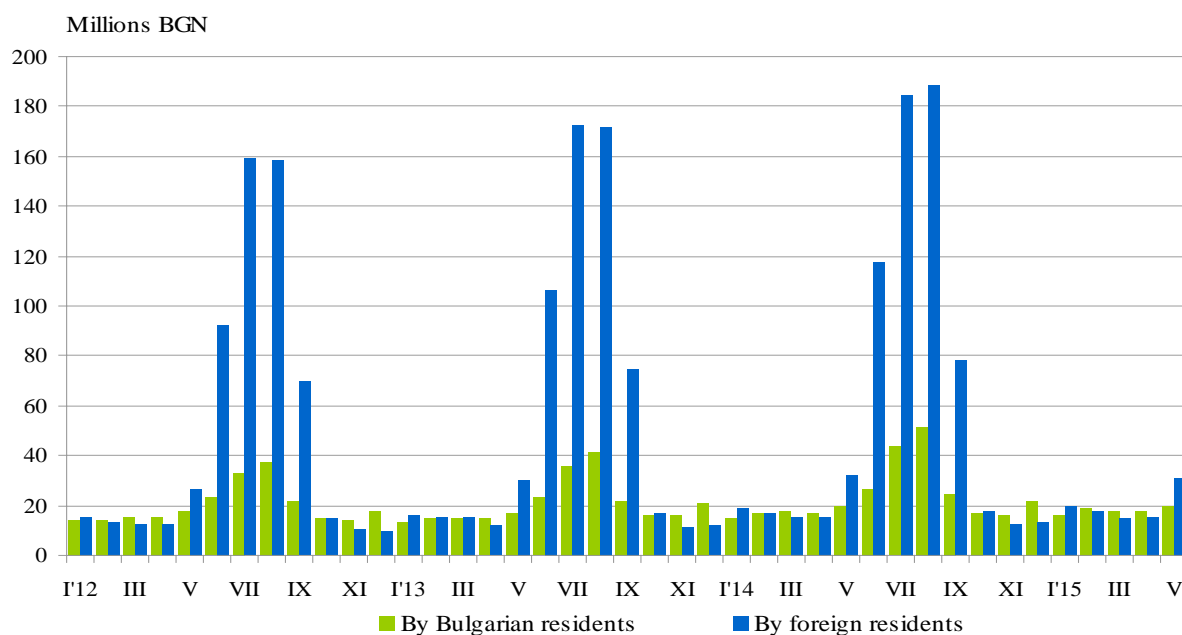
In May 2015, the total occupancy of the bed-places in accommodation establishments was 19.9% as compared to May 2014 decreased by 2.0%. The highest was occupancy of the bed-places in 4 and 5 stars accommodation establishments - 24.5%, followed by 3 stars accommodation establishments - 16.5%, and with 1 and 2 stars - 14.7%.

**Figure 3. The occupation of the bed-places in accommodation establishments by categories and months**



The total revenues from nights spent in May 2015 reached 50.4 million BGN or by 2.8% less compared to May 2014. A decrease was registered in the revenues from the foreigners - by 4.5%, while those from the Bulgarians remained approximately at the same level.

**Figure 4. The revenues from nights spent in accommodation establishments by months**





### Methodological notes

Since 2012 the statistical survey on **accommodation establishments** has been carried out monthly in compliance with the Regulation 692/2011 of the European Parliament and of the Council concerning European statistics on tourism and the regulation 1051/2011 of the Commission implementing Regulation 692/2011 of the European Parliament and of the Council concerning European statistics on tourism, as regards the structure of the quality reports and the transmission of the data.

All categorized hotels, camping sites and other types of accommodation establishments with more than 10 bed-places in use during the reporting period were included in the observation.

The indicator **other accommodation establishments** includes the holiday settlements, hostels, guests houses, bungalows, rest houses, mountain chalets, private rooms and flats and other establishments for short accommodation.

**Available Bed Capacity** is the maximum number of bed-places on offer for each day of the reference month.

In the **revenues from nights spent** in accommodation establishments are included the sums paid by the guests, without the extra services.



## Annex

Table 1

### Activity of accommodation establishments in May 2015<sup>1</sup>

Districts	Accommodation establishments - in numbers	Bed-places - in numbers	Available bed-nights - in numbers	Night spent - in numbers		Arrivals in accommodation establishments - in numbers		Revenues from nights spent - Thousands BGN	
				Total	of which: By Foreigners	Total	of which: Foreigners	Total	of which: By Foreigners
<b>Total</b>	<b>2258</b>	<b>215108</b>	<b>5667988</b>	<b>1125542</b>	<b>621344</b>	<b>465679</b>	<b>205716</b>	<b>50413</b>	<b>30993</b>
Blagoevgrad	216	13203	396341	55912	14677	26931	6346	2462	771
Burgas	260	72006	1583245	267381	199906	76152	45528	11278	8284
Varna	206	43097	1200736	241119	188928	77085	52084	9997	7883
Veliko Tarnovo	115	5090	157752	24750	7306	16073	5134	1060	377
Vidin	32	880	26683	4778	1011	3102	676	177	45
Vratsa	28	946	29326	7013	1537	3833	632	205	65
Gabrovo	63	3234	101494	14446	1490	9321	835	432	69
Dobrich	78	12803	238026	59105	45744	18619	12295	2676	2107
Kardzhali	35	1093	33883	6582	1650	4694	1105	268	72
Kyustendil	57	2682	82792	9140	..	4899	..	303	..
Lovech	69	3738	115144	17471	1246	10319	564	595	53
Montana	26	1190	36890	4841	553	2213	311	141	26
Pazardzhik	54	3940	116604	33761	3589	14722	1187	1508	202
Pernik	16	685	19195	2453	..	1245	..	70	..
Pleven	28	1289	39959	7664	1433	4784	689	340	90
Plovdiv	179	9377	277674	80938	25110	37779	10165	3420	1415
Razgrad	16	609	18879	3363	508	2222	278	123	20
Ruse	46	1705	51883	12673	3755	8113	2183	601	227
Silistra	20	627	19499	3315	912	2173	396	140	39
Sliven	82	2524	78209	9755	2853	5096	1004	359	133
Smolyan	243	9162	271475	24224	2006	12683	1095	769	90
Sofia	72	5062	154447	25083	4290	13688	1916	932	198
Sofia (stolitsa)	126	11797	361973	146081	97874	82820	54390	10127	7857
Stara Zagora	59	3756	114195	33683	7079	12095	2844	1477	602
Targovishte	24	937	29047	6204	792	2763	383	191	44
Haskovo	35	1362	41479	8909	2360	5516	1629	326	98
Shumen	52	1609	49879	10268	1117	5077	526	266	44
Yambol	21	705	21279	4630	1571	1662	377	170	77

<sup>1</sup> In use.