



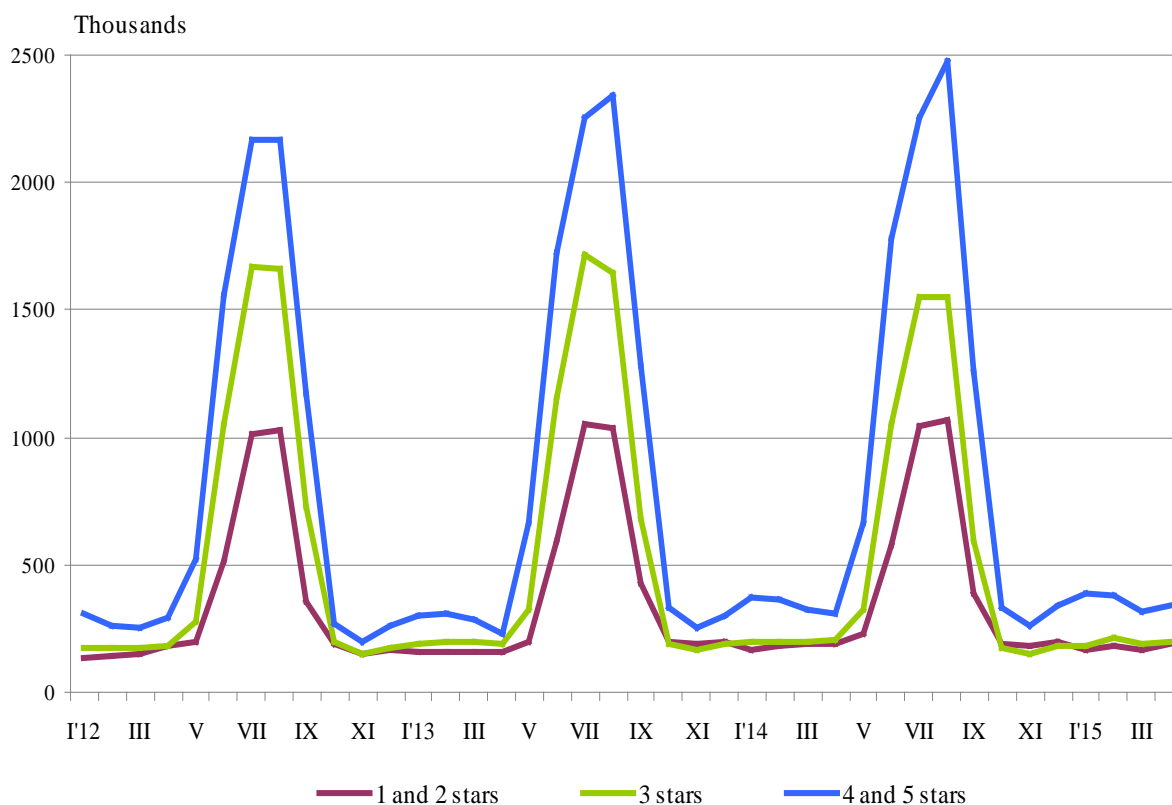
ACTIVITY OF ACCOMMODATION ESTABLISHMENTS IN APRIL 2015

In April 2015, 1 993 accommodation establishments - hotels, motels, camping sites, mountain chalets and other establishments for short-term accommodation with more than 10 bed places were functioned in the country (Annex, Table 1). The total number of the rooms in them was 63.8 thousands and the bed-places were 130.0 thousands. In comparison with April 2014 the total number of accommodation establishments (functioned during the period) increased by 2.4% while the bed-places in them decreased - by 2.8%.

The total number of the nights spent in all accommodation establishments registered in April 2015 was 722.6 thousands or by 3.3% more in comparison with the same month of the previous year, as the greatest increase (by 9.6%) was observed in 4 and 5 stars accommodation establishments.

In April 2015, 72.8% of all nights spent by foreign citizens and 33.1% of all nights spent by Bulgarians were realized in 4 and 5 stars hotels. In 3 stars accommodation establishments were spent 31.8% of all nights by Bulgarian residents and 17.9% - of all nights by foreigners, while in the rest of accommodation establishments (with 1 and 2 stars) they were 35.1% and 9.3% respectively.

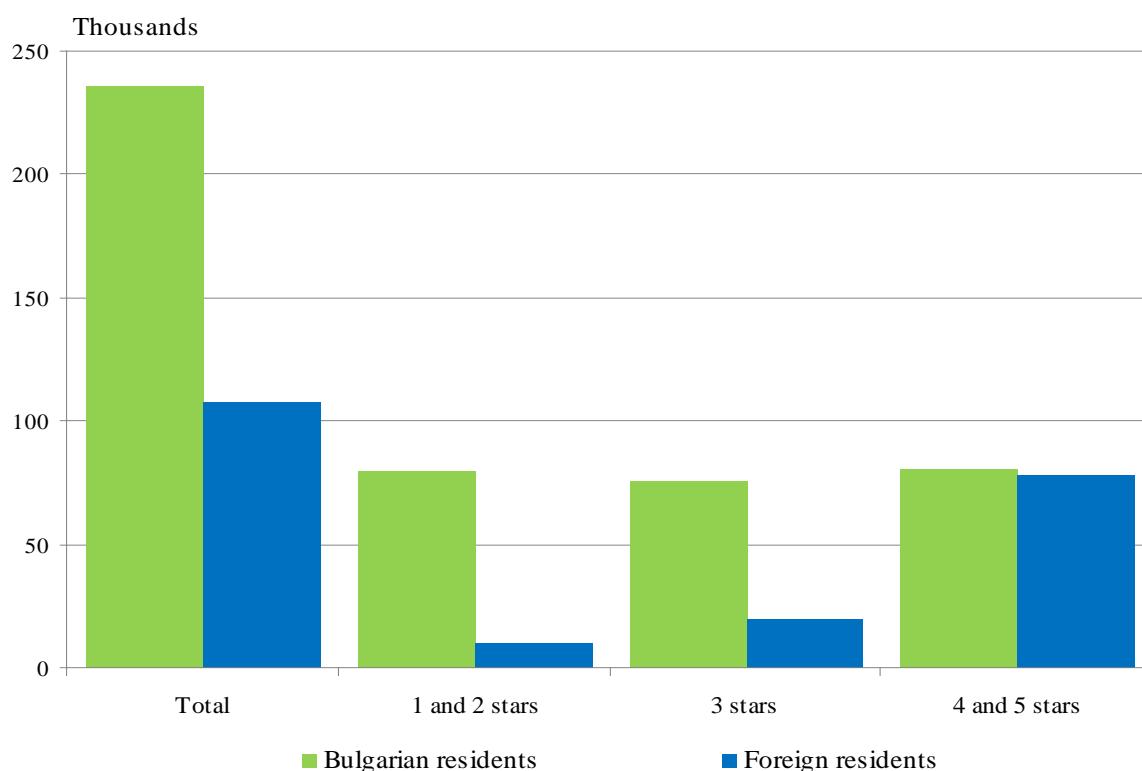
Figure 1. The nights spent in accommodation establishments by categories and months





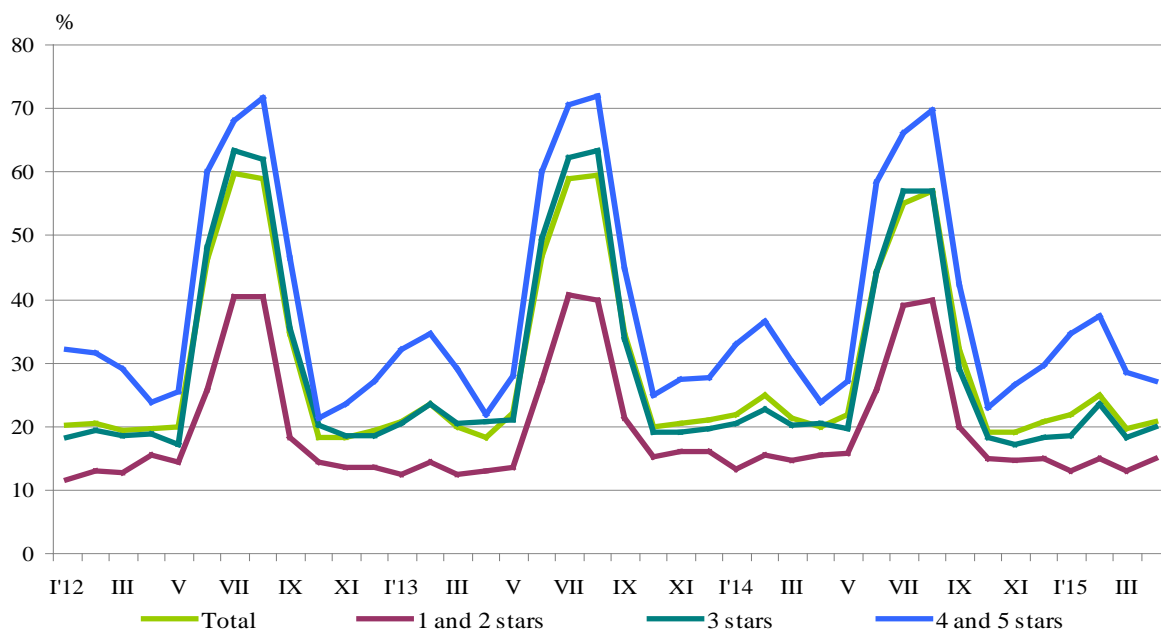
In April 2015, the arrivals in all accommodation establishments increased by 7.4% compared to the same month of 2014 and reached 345.0 thousands. Bulgarian guests were 68.5% of all arrivals as the majority part (65.9%) of them spent the nights in hotels with 1 and 2 or 3 stars and spent 2.0 nights on the average. The arrivals of foreigners were 108.5 thousands as 72.1% of them spent nights in hotels with 4 and 5 stars. On the average 2.3 nights were spent by foreigners.

Figure 2. Arrivals in accommodation establishments by categories in April 2015



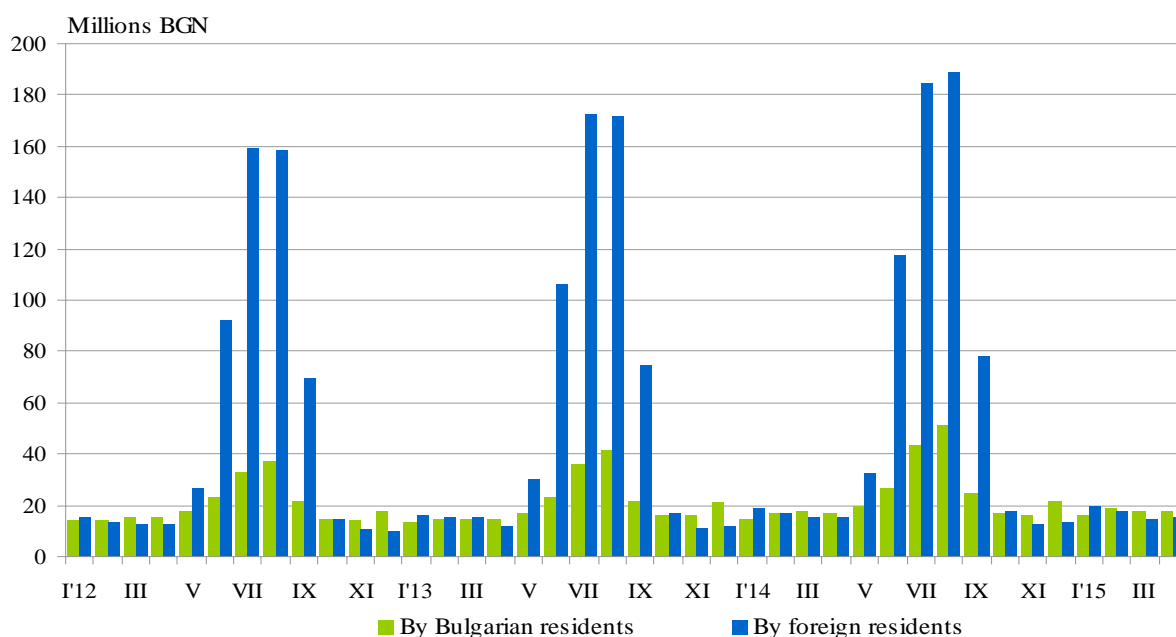
In April 2015, the total occupancy of the bed-places in accommodation establishments was 20.7% as compared to April 2014 increased by 0.8%. The highest was occupancy of the bed-places in 4 and 5 stars accommodation establishments - 27.1%, followed by 3 stars accommodation establishments - 19.9%, and with 1 and 2 stars - 14.9%.

Figure 3. The occupation of the bed-places in accommodation establishments by categories and months



The total revenues from nights spent in April 2015 reached 33.8 million BGN or by 5.8% more compared to April 2014. An increase was registered in the revenues from the Bulgarians - by 7.8%, and from the foreigners - by 3.6%.

Figure 4. The revenues from nights spent in accommodation establishments by months





Methodological notes

Since 2012 the statistical survey on **accommodation establishments** has been carried out monthly in compliance with the Regulation 692/2011 of the European Parliament and of the Council concerning European statistics on tourism and the regulation 1051/2011 of the Commission implementing Regulation 692/2011 of the European Parliament and of the Council concerning European statistics on tourism, as regards the structure of the quality reports and the transmission of the data.

All categorized hotels, camping sites and other types of accommodation establishments with more than 10 bed-places in use during the reporting period were included in the observation.

The indicator **other accommodation establishments** includes the holiday settlements, hostels, guests houses, bungalows, rest houses, mountain chalets, private rooms and flats and other establishments for short accommodation.

Available Bed Capacity is the maximum number of bed-places on offer for each day of the reference month.

In the **revenues from nights spent** in accommodation establishments are included the sums paid by the guests, without the extra services.



Annex

Table 1

Activity of accommodation establishments in April 2015¹

Districts	Accommodation establishments - in numbers	Bed-places - in numbers	Available bed-nights - in numbers	Night spent - in numbers		Arrivals in accommodation establishments - in numbers		Revenues from nights spent - Thousands BGN	
				Total	of which: By Foreigners	Total	of which: Foreigners	Total	of which: By Foreigners
Total	1993	130009	3493356	722647	250707	345033	108516	33774	15826
Blagoevgrad	230	13983	378064	75750	20785	33721	8084	3192	1007
Burgas	91	12450	210155	42483	17566	18938	6747	2076	1071
Varna	139	21560	552491	83658	53719	33767	17794	3626	2441
Veliko Tarnovo	115	5096	152880	25920	4677	15405	3284	1216	256
Vidin	32	880	26284	3833	956	2415	591	143	34
Vratsa	28	946	28380	7476	1837	3111	518	214	75
Gabrovo	64	3256	98880	15100	1138	8030	522	457	56
Dobrich	50	6664	131377	22558	14720	8786	4764	1126	788
Kardzhali	35	1094	32820	5624	1121	3985	741	220	58
Kyustendil	58	2740	82200	7960	1127	4267	563	249	54
Lovech	62	3408	99646	18248	906	9346	399	615	37
Montana	26	1190	35700	3734	527	2164	206	121	20
Pazardzhik	54	3995	115748	39022	3371	16019	1004	1723	186
Pernik	16	685	16924	2225	382	1352	186	59	11
Pleven	27	1279	38370	6148	907	3690	559	284	53
Plovdiv	179	9365	270973	80671	19565	37076	8297	3194	1110
Razgrad	16	609	18270	3270	454	1820	197	110	18
Ruse	46	1702	50636	11849	3689	7268	1808	558	187
Silistra	20	627	18870	2652	643	1707	252	107	31
Sliven	82	2524	75616	8742	678	4971	365	324	42
Smolyan	240	9229	268490	34376	1270	13293	594	1143	68
Sofia	71	6739	193880	41382	9095	18315	2800	1302	339
Sofia (stolitsa)	126	11699	350285	126744	81910	72715	44347	9722	7358
Stara Zagora	59	3757	110790	26724	3730	9677	1377	1106	271
Targovishte	24	949	28470	5859	1314	2485	348	187	64
Haskovo	34	1349	40470	8129	2340	4851	1388	331	96
Shumen	48	1549	46470	8166	875	4337	439	206	38
Yambol	21	685	20217	4344	1405	1522	342	163	57

¹ In use.