



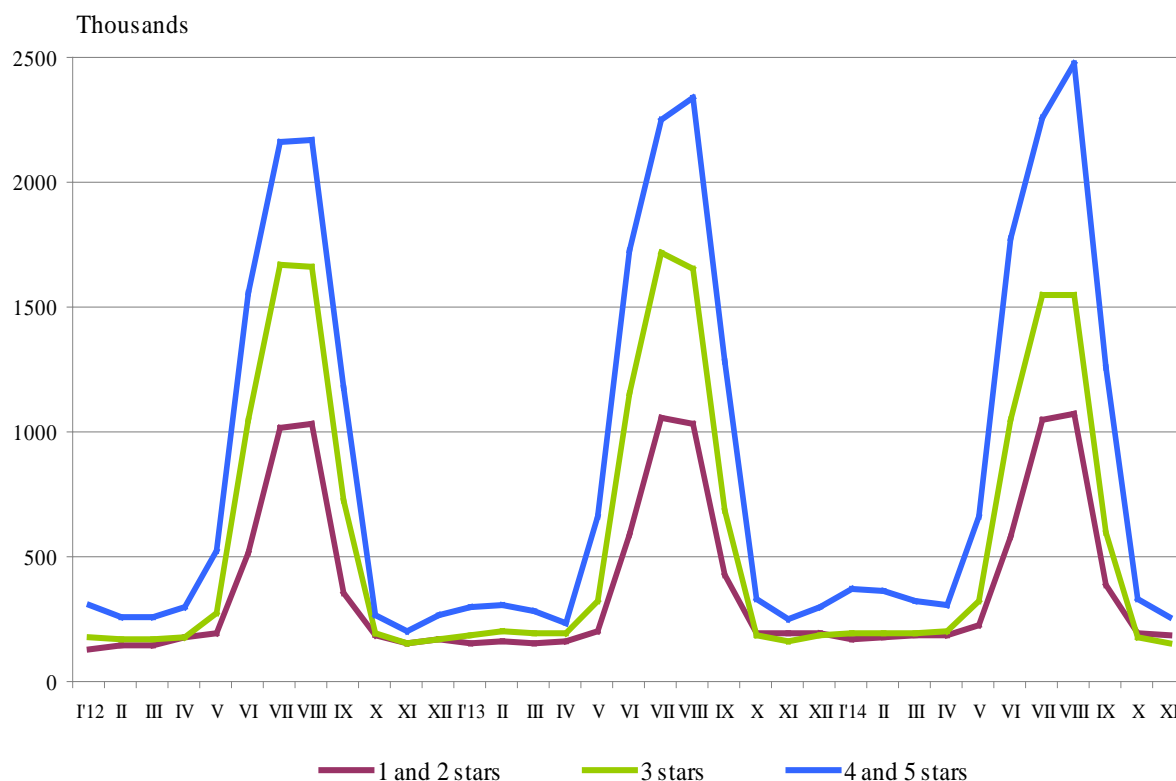
## ACTIVITY OF ACCOMMODATION ESTABLISHMENTS IN NOVEMBER 2014

In November 2014, 1 925 accommodation establishments - hotels, motels, camping sites, mountain chalets and other establishments for short-term accommodation with more than 10 bed places were functioned in the country (Annex, Table 1). The total number of the rooms in them was 55.0 thousands and the bed-places were 109.2 thousands. In comparison with November 2013 the total number of accommodation establishments (functioned during the period) increased by 7.2% and the bed-places in them - by 8.7%.

The total number of the nights spent in all accommodation establishments registered in November 2014 was 595.6 thousands or by 1.2% less in comparison with the same month of the previous year, as the greatest decrease (by 6.1%) was observed in 3 stars accommodation establishments.

In November 2014, 64.6% of all nights spent by foreign citizens and 34.4% of all nights spent by Bulgarians were realized in 4 and 5 stars hotels. In 3 stars accommodation establishments were spent 27.4% of all nights by Bulgarian residents and 21.8% - of all nights by foreigners, while in the rest of accommodation establishments (with 1 and 2 stars) they were 38.2% and 13.6% respectively.

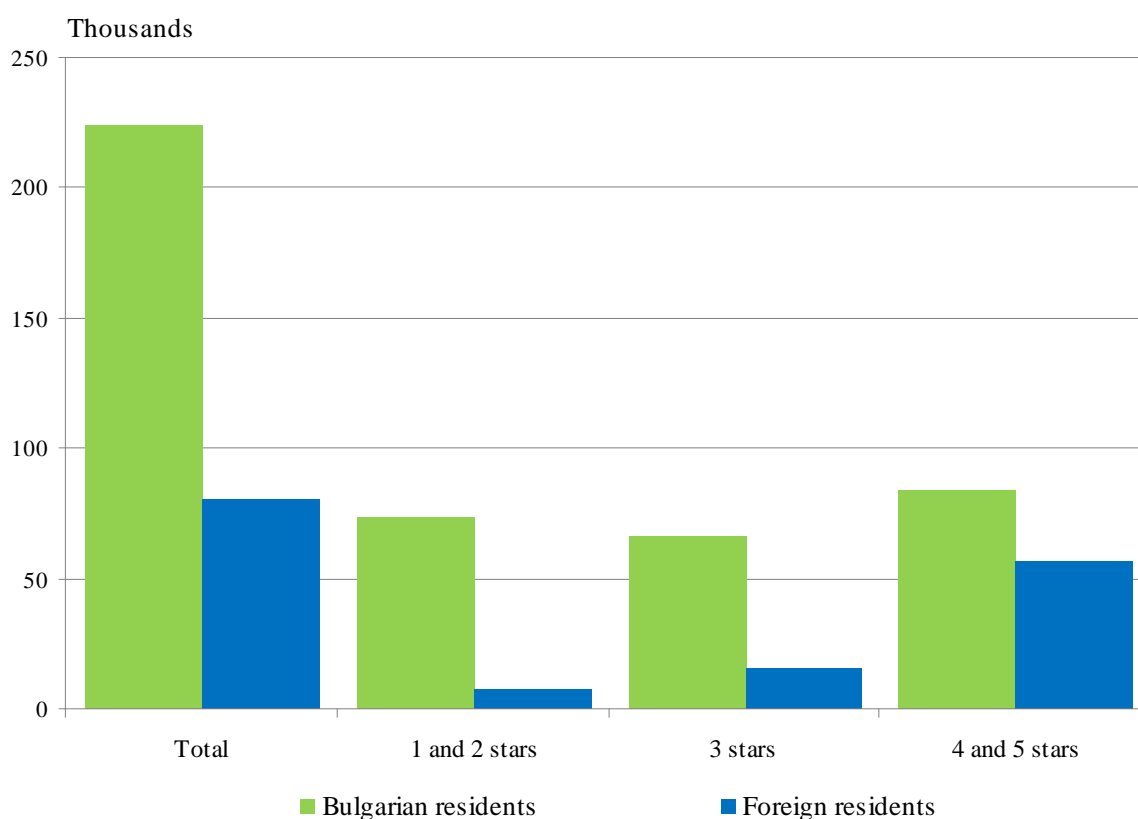
**Figure 1. The nights spent in accommodation establishments by categories and months**





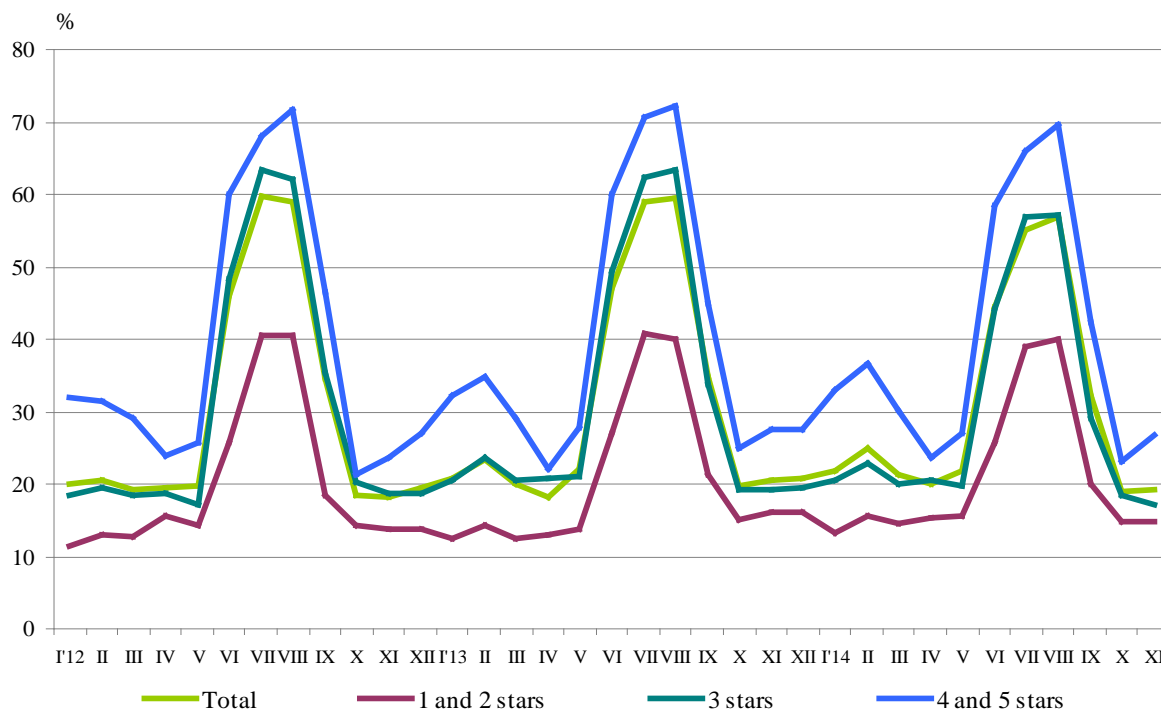
In November 2014, the arrivals in all accommodation establishments increased by 0.5% compared to the same month of 2013 and reached 305.3 thousands. Bulgarian guests were 73.5% of all arrivals as the majority part (62.3%) of them spent the nights in hotels 1 and 2 or 3 stars and spent 1.9 nights on the average. The arrivals of foreigners were 80.9 thousands as 70.0% of them spent nights in hotels with 4 and 5 stars. On the average 2.1 nights were spent by foreigners.

**Figure 2. Arrivals in accommodation establishments by categories in November 2014**



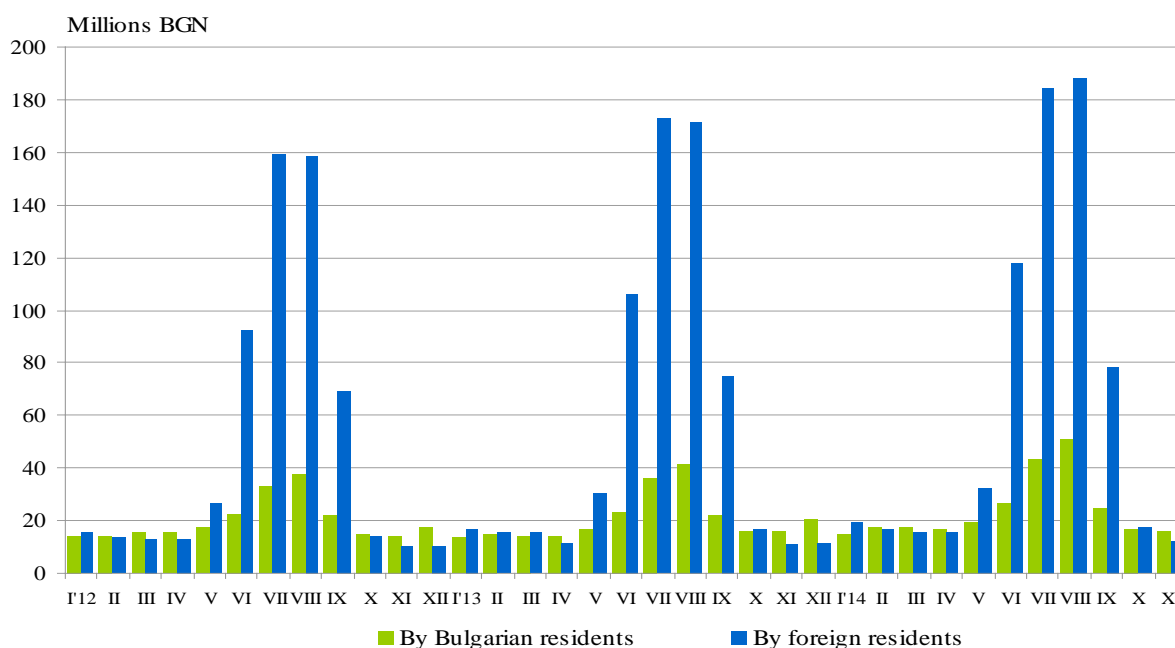
In November 2014, the total occupancy of the bed-places in accommodation establishments was 19.2% and the highest it was in 4 and 5 stars accommodation establishments - 26.7%, followed by 3 stars accommodation establishments - 17.1%, and with 1 and 2 stars - 14.8%. In comparison with the same month of the previous year the occupancy of the bed-places decreased by 1.3 percentage points as the greatest reduction was registered in the accommodation establishments with 3 stars - by 2.1 percentage points.

**Figure 3. The occupation of the bed-places in accommodation establishments by categories and months**



The total revenues from nights spent in November 2014 reached 29.0 million BGN or by 4.3% more compared to November 2013. An increase was registered in the revenues from the foreigners - by 10.7%, while from the Bulgarians they remained unchanged.

**Figure 4. The revenues from nights spent in accommodation establishments by months**





## Methodological notes

Since 2012 the statistical survey on **accommodation establishments** has been carried out monthly in compliance with the Regulation 692/2011 of the European Parliament and of the Council concerning European statistics on tourism and the regulation 1051/2011 of the Commission implementing Regulation 692/2011 of the European Parliament and of the Council concerning European statistics on tourism, as regards the structure of the quality reports and the transmission of the data.

All categorized hotels, camping sites and other types of accommodation establishments with more than 10 bed-places in use during the reporting period were included in the observation.

The indicator **other accommodation establishments** includes the holiday settlements, hostels, guests houses, bungalows, rest houses, mountain chalets, private rooms and flats and other establishments for short accommodation.

**Available Bed Capacity** is the maximum number of bed-places on offer for each day of the reference month.

In the **revenues from nights spent** in accommodation establishments are included the sums paid by the guests, without the extra services.

Annex

Table 1

Activity of accommodation establishments in November 2014<sup>1</sup>

Districts	Accommodation establishments - in numbers	Bed-places - in numbers	Available bed-nights – in numbers	Night spent - in numbers		Arrivals in accommodation establishments - in numbers		Revenues from nights spent - Thousands BGN	
				Total	of which: By Foreigners	Total	of which: Foreigners	Total	of which: By Foreigners
<b>Total</b>	<b>1925</b>	<b>109163</b>	<b>3107074</b>	<b>595608</b>	<b>184357</b>	<b>305310</b>	<b>80891</b>	<b>28989</b>	<b>12523</b>
Blagoevgrad	209	13993	384568	63766	17245	33900	7796	2670	771
Burgas	86	7817	194370	38809	14374	13808	3258	1735	741
Varna	117	10654	318280	48603	22046	20398	5246	2227	1118
Veliko Tarnovo	115	5037	151086	18243	3362	12086	1926	729	165
Vidin	34	911	28530	3570	436	2247	268	147	18
Vratsa	28	950	28500	6895	939	2773	341	200	39
Gabrovo	67	3369	97590	10231	1106	6189	488	347	61
Dobrich	38	2561	69487	5799	1460	3020	650	247	70
Kardzhali	35	1096	32880	5478	1077	3290	563	217	59
Kyustendil	60	2817	84510	10605	..	4412	..	291	..
Lovech	70	3700	109666	12390	652	7542	386	474	28
Montana	22	1025	30750	5791	385	2764	216	196	21
Pazardzhik	61	4210	120993	34197	2160	15335	827	1688	153
Pernik	16	692	18585	2358	..	1424	..	61	..
Pleven	25	1250	25348	5490	887	3497	425	320	64
Plovdiv	172	9257	267263	67084	11417	35594	5431	3021	664
Razgrad	16	609	18270	2423	367	1379	199	97	16
Ruse	41	1560	46800	11411	3002	6482	1390	521	177
Silistra	20	627	18870	2847	232	1950	186	113	11
Sliven	80	2489	72600	5937	981	2994	413	212	47
Smolyan	238	8950	232190	18017	692	9578	376	550	27
Sofia	67	5610	167129	26018	2975	16232	1437	942	88
Sofia (stolitsa)	126	11803	351391	135395	86491	75197	44430	10118	7669
Stara Zagora	57	3738	105209	25728	3420	10393	1280	988	208
Targovishte	21	867	26010	5397	776	2359	240	176	33
Haskovo	36	1434	43020	9321	1918	4922	1338	296	69
Shumen	47	1432	42680	8112	1975	4061	534	205	48
Yambol	21	705	20499	5693	2268	1484	387	201	87

<sup>1</sup> In use.

‘..’ Confidential data