



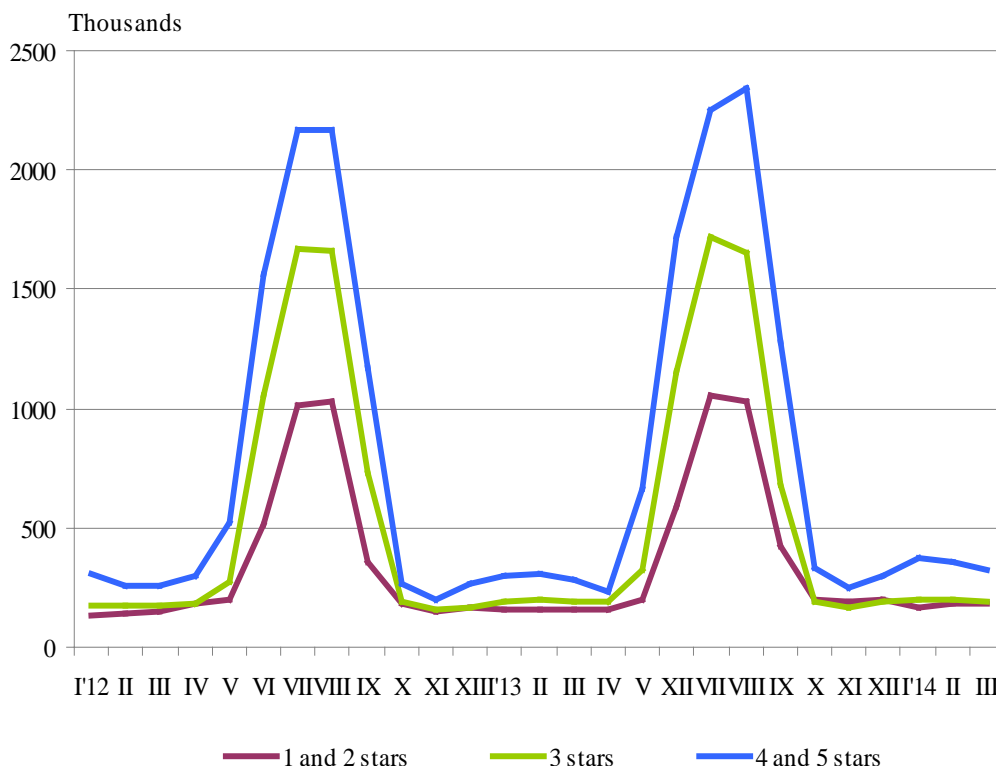
ACTIVITY OF ACCOMMODATION ESTABLISHMENTS IN MARCH 2014

In March 2014, 1 908 accommodation establishments - hotels, motels, camping sites, mountain chalets and other establishments for short-term accommodation with more than 10 bed places were functioned in the country (Annex, Table 1). The total number of the rooms in them was 55.2 thousands and the bed-places were 109.8 thousands. In comparison with March 2013 the total number of accommodation establishments increased by 4.3% and the bed-places in them - by 4.9%.

The total number of the nights spent in all accommodation establishments registered in March 2014 was 701.1 thousands or by 10.9% more in comparison with the same month of the previous year, as the greatest increase (by 19.7%) was observed in 1 and 2 stars accommodation establishments.

In March 2014, 66.9% of all nights spent by foreign citizens were realized in 4 and 5 stars hotels and 34.1% of all nights spent by Bulgarians. In 3 stars accommodation establishments were spent 31.5% of all nights by Bulgarian residents and 21.0% - of all nights by foreigners, while in the rest of accommodation establishments (with 1 and 2 stars) they were 34.4 and 12.1% respectively.

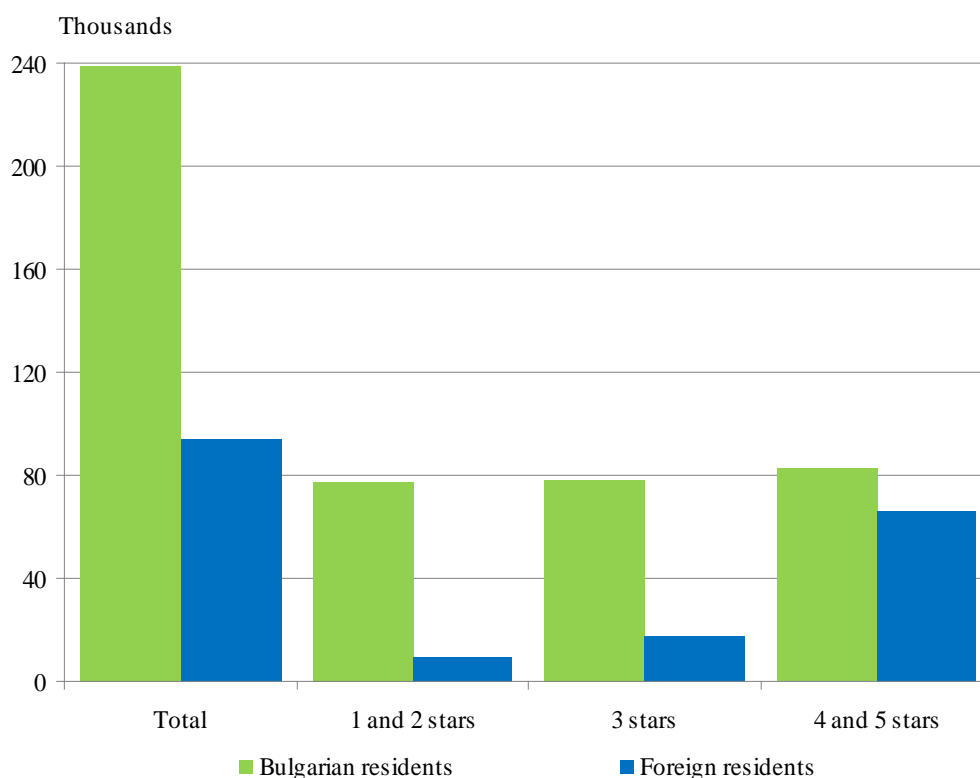
**Figure 1. The nights spent in accommodation establishments
by categories and months**





In March 2014, the arrivals in all accommodation establishments increased by 12.1% compared to the same month of 2013 and reached 333.2 thousands. Bulgarian guests were 71.7% of all arrivals as the majority part (65.3%) of them spent the nights in hotels 1 and 2 or 3 stars and spent 1.9 nights on the average. The arrivals of foreigners were 94.2 thousands as 70.2% of them spent nights in hotels with 4 and 5 stars. On the average 2.5 nights were spent by foreigners.

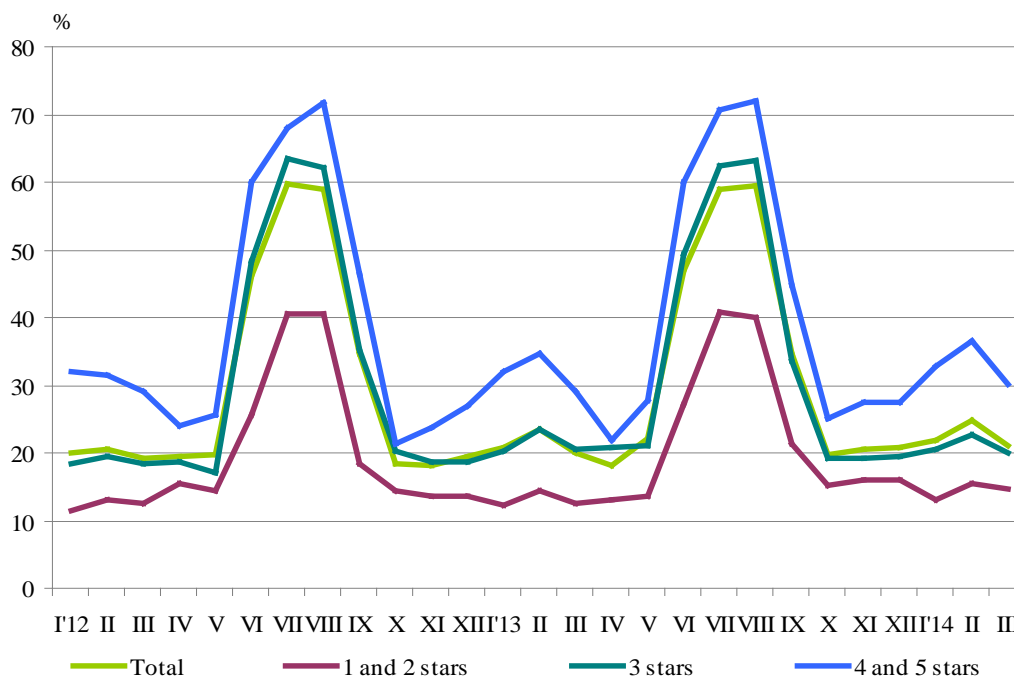
Figure 2. Arrivals in accommodation establishments by categories in March 2014



In March 2014, the total occupancy of the bed-places in accommodation establishments was 21.2% and the highest it was in 4 and 5 stars accommodation establishments - 30.1%, followed by 3 stars accommodation establishments - 20.1%, and with 1 and 2 stars - 14.6%. In comparison with the same month of the previous year the occupancy of the bed-places increased by 1.2 percentage points as the greatest increase was registered in the accommodation establishments with 1 and 2 stars - by 2.1 percentage points.

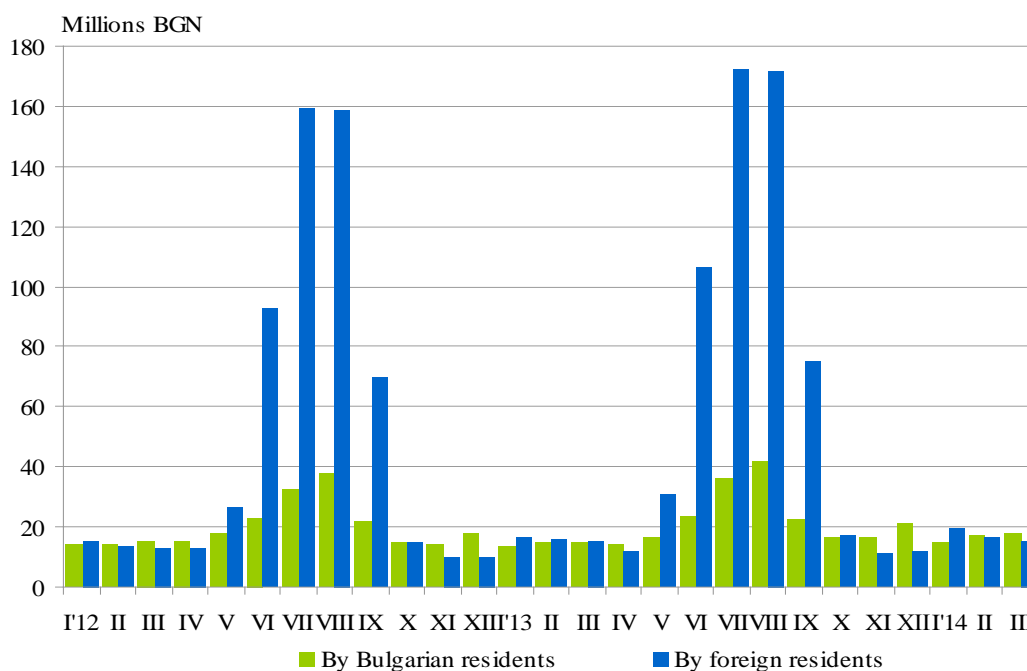


Figure 3. The occupation of the bed-places in accommodation establishments by categories and months



The total revenues from nights spent in March 2014 reached 32.9 million BGN or by 9.9% more compared to March 2013. An increase was registered both in the revenues from Bulgarians - by 20.1%, and from the foreigners - by 0.3%.

Figure 4. The revenues from nights spent in accommodation establishments by months





Methodological notes

Since 2012 the statistical survey on **accommodation establishments** has been carried out monthly in compliance with the Regulation 692/2011 of the European Parliament and of the Council concerning European statistics on tourism and the regulation 1051/2011 of the Commission implementing Regulation 692/2011 of the European Parliament and of the Council concerning European statistics on tourism, as regards the structure of the quality reports and the transmission of the data.

All categorized hotels, camping sites and other types of accommodation establishments with more than 10 bed-places in use during the reporting period were included in the observation.

The indicator **other accommodation establishments** includes the holiday settlements, hostels, guests houses, bungalows, rest houses, mountain chalets, private rooms and flats and other establishments for short accommodation.

Available Bed Capacity is the maximum number of bed-places on offer for each day of the reference month.

In the **revenues from nights spent** in accommodation establishments are included the sums paid by the guests, without the extra services.



Annex

Table 1

Activity of accommodation establishments in March 2014¹

Districts	Accommodation establishments - Number	Bed-places - Number	Available bed-nights - Number	Night spent - Number		Arrivals in accommodation establishments - Number		Revenues from nights spent - Thousands BGN	
				Total	of which: By Foreigners	Total	of which: Foreigners	Total	of which: By Foreigners
Total	1908	109833	3309694	701087	248577	333203	94151	32941	15474
Blagoevgrad	200	15172	435594	107869	61118	42675	19234	4615	2870
Burgas	71	5534	167645	36735	15400	13834	2959	1521	588
Varna	118	11106	337620	48892	21505	20556	5054	2187	1098
Veliko Tarnovo	110	5031	155700	21264	2494	13949	1614	837	127
Vidin	36	949	30642	4037	946	2692	508	162	39
Vratsa	27	1007	31217	6740	1075	3089	364	194	51
Gabrovo	65	3235	96377	14820	854	8399	442	424	41
Dobrich	31	1743	53620	4206	709	2603	407	180	39
Kardzhali	36	1099	34019	5757	1080	3851	662	212	53
Kyustendil	55	2641	81871	9506	1235	4683	584	284	81
Lovech	64	3370	101419	13778	718	7978	324	478	30
Montana	22	1030	31930	3346	274	2411	178	131	16
Pazardzhik	61	4141	123906	31740	2462	15735	699	1514	152
Pernik	15	656	20336	2421	508	1328	227	69	13
Pleven	23	1150	35598	7738	892	4371	396	338	51
Plovdiv	172	9274	280229	74466	16906	37137	6995	3207	908
Razgrad	16	609	18879	2772	360	1532	177	104	17
Ruse	41	1520	47120	12484	2333	7720	1326	570	148
Silistra	20	627	19499	2528	506	1775	217	107	27
Sliven	80	2474	76264	8618	1351	3781	529	286	91
Smolyan	258	10554	306039	48672	6341	19377	1785	1918	309
Sofia	82	7263	223078	58064	23470	22765	4934	1895	782
Sofia (stolitsa)	128	11797	363288	122243	76468	69029	40992	9875	7485
Stara Zagora	57	3655	108132	20833	3801	9574	1289	843	218
Targovishte	21	867	26877	5335	870	2211	222	185	42
Haskovo	37	1462	45303	9496	2195	4965	1258	323	93
Shumen	41	1061	32819	5261	977	3262	383	172	42
Yambol	21	806	24673	11466	1729	1921	392	310	63

¹ In use.