



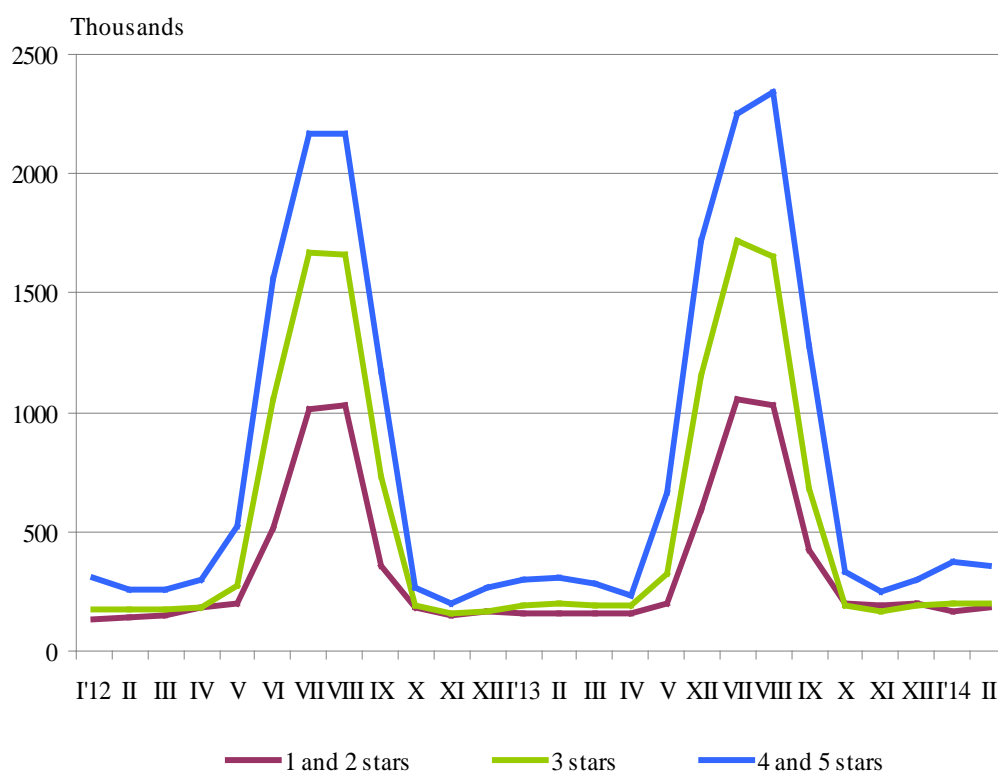
ACTIVITY OF ACCOMMODATION ESTABLISHMENTS IN FEBRUARY 2014

In February 2014, 1 893 accommodation establishments - hotels, motels, camping sites, mountain chalets and other establishments for short-term accommodation with more than 10 bed places were functioned in the country (Annex, Table 1). The total number of the rooms in them was 54.6 thousands and the bed-places were 108.8 thousands. In comparison with February 2013 the total number of accommodation establishments increased by 3.2% and the bed-places in them - by 3.8%.

The total number of the nights spent in all accommodation establishments registered in February 2014 was 735.9 thousands or by 10.3% more in comparison with the same month of the previous year, as the greatest increase (by 17.7%) was observed in 4 and 5 stars accommodation establishments.

In February 2014, 70.3% of all nights spent by foreign citizens were realized in 4 and 5 stars hotels and 33.9% of all nights spent by Bulgarians. In 3 stars accommodation establishments were spent 31.3% of all nights by Bulgarian residents and 19.9% - of all nights by foreigners, while in the rest of accommodation establishments (with 1 and 2 stars) they were 34.8 and 9.8% respectively.

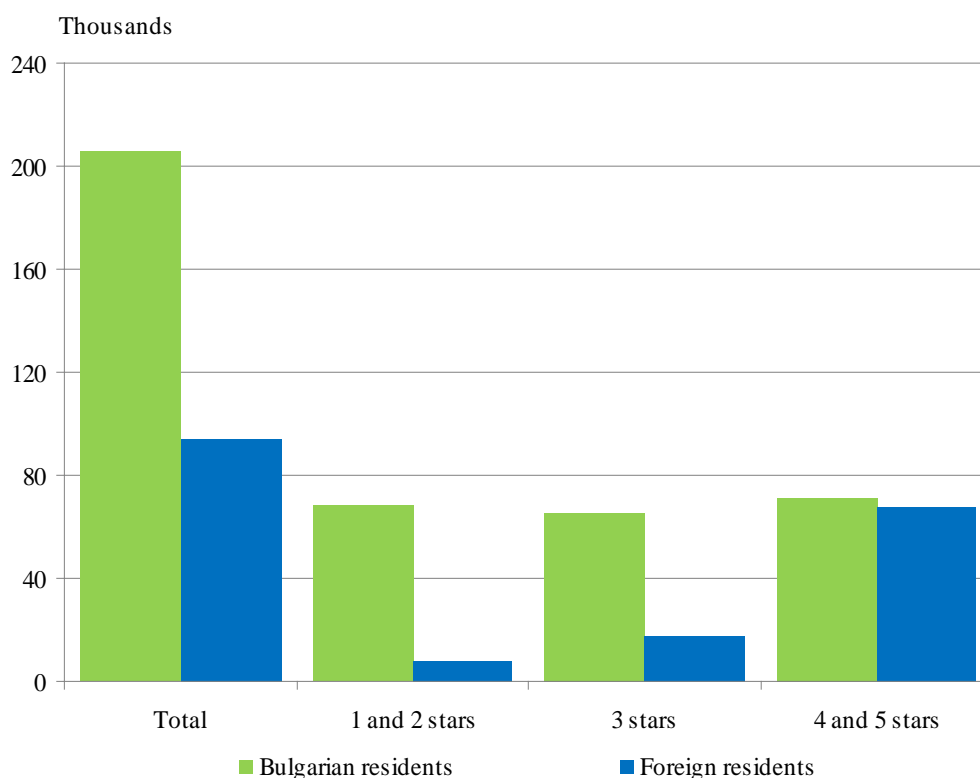
**Figure 1. The nights spent in accommodation establishments
by categories and months**





In February 2014, the arrivals in all accommodation establishments increased by 7.7% compared to the same month of 2013 and reached 300.4 thousands. Bulgarian guests were 68.6% of all arrivals as the majority part (65.0%) of them spent the nights in hotels 1 and 2 or 3 stars and spent 2.1 nights on the average. The arrivals of foreigners were 94.5 thousands as 72.0% of them spent nights in hotels with 4 and 5 stars. On the average 3.2 nights were spent by foreigners.

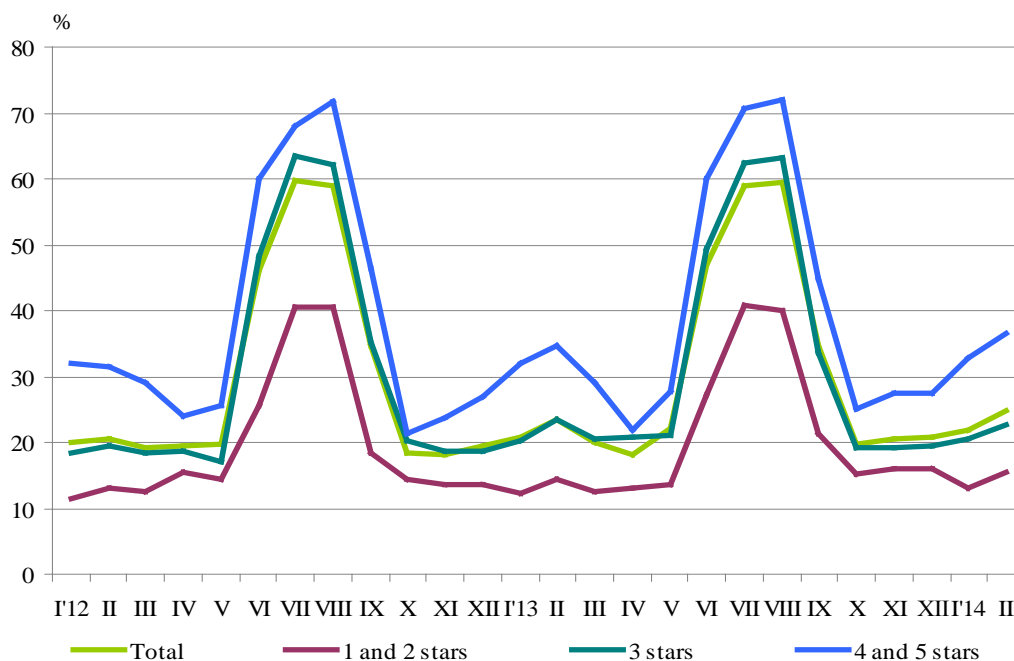
Figure 2. Arrivals in accommodation establishments by categories in February 2014



In February 2014, the total occupancy of the bed-places in accommodation establishments was 24.6% and the highest it was in 4 and 5 stars accommodation establishments - 36.6%, followed by these with 3 stars - 22.8%, and with 1 and 2 stars - 15.6%. In comparison with the same month of the previous year the occupancy of the bed-places increased by 1.2 percentage points as the greatest increase was registered in the accommodation establishments with 4 and 5 stars - by 1.9 percentage points.

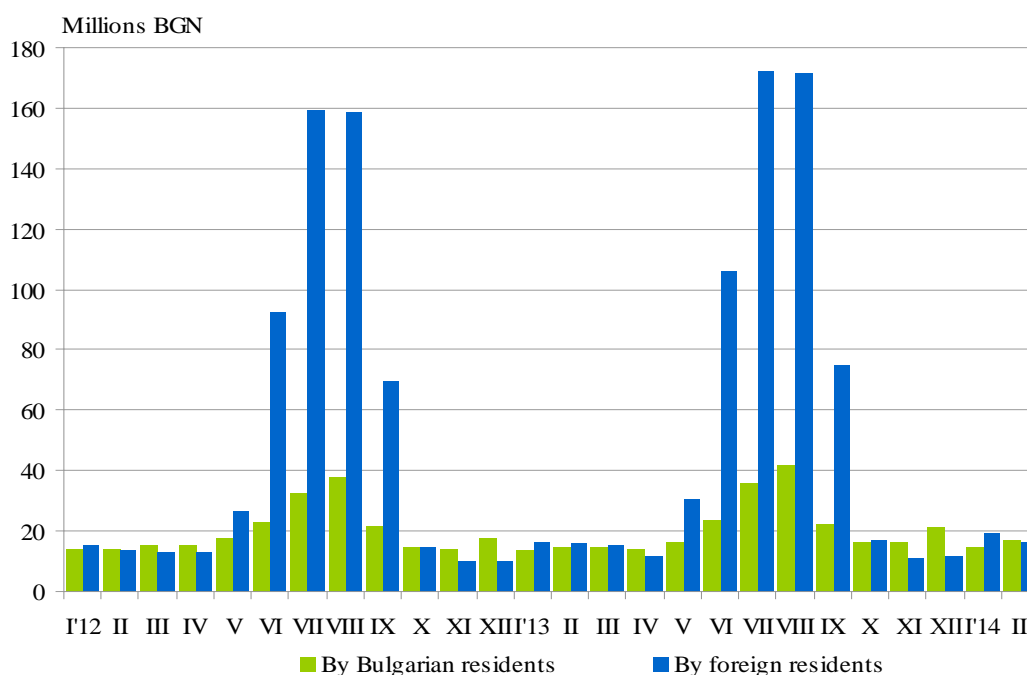


Figure 3. The occupation of the bed-places in accommodation establishments by categories and months



The total revenues from nights spent in February 2014 reached 33.9 million BGN or by 11.1% more compared to February 2013. An increase was registered both in the revenues from Bulgarians - by 16.4%, and from the foreigners - by 6.2%.

Figure 4. The revenues from nights spent in accommodation establishments by months





Methodological notes

Since 2012 the statistical survey on **accommodation establishments** has been carried out monthly in compliance with the Regulation 692/2011 of the European Parliament and of the Council concerning European statistics on tourism and the regulation 1051/2011 of the Commission implementing Regulation 692/2011 of the European Parliament and of the Council concerning European statistics on tourism, as regards the structure of the quality reports and the transmission of the data.

All categorized hotels, camping sites and other types of accommodation establishments with more than 10 bed-places in use during the reporting period were included in the observation.

The indicator **other accommodation establishments** includes the holiday settlements, hostels, guests houses, bungalows, rest houses, mountain chalets, private rooms and flats and other establishments for short accommodation.

Available Bed Capacity is the maximum number of bed-places on offer for each day of the reference month.

In the **revenues from nights spent** in accommodation establishments are included the sums paid by the guests, without the extra services.



Annex

Table 1

Activity of accommodation establishments in February 2014¹

Districts	Accommodation establishments - Number	Bed- places - Number	Available bed-nights - Number	Night spent - Number		Arrivals in accommodation establishments - Number		Revenues from nights spent - Thousands BGN	
				Total	of which: By Foreigners	Total	of which: Foreigners	Total	of which: By Foreigners
Total	1893	108834	2992110	735932	306537	300378	94467	33886	16704
Blagoevgrad	203	15576	417904	166484	116961	51595	29986	7210	5368
Burgas	71	5166	142797	27971	11308	10933	1944	1115	372
Varna	113	10523	294644	36457	14728	16618	3555	1691	793
Veliko Tarnovo	109	4811	134708	14275	1281	8996	889	546	70
Vidin	35	941	27525	2561	349	1693	216	106	14
Vratsa	27	977	27356	5438	473	2439	201	141	22
Gabrovo	60	3070	82248	10652	580	5695	273	326	30
Dobrich	31	1744	48832	5271	970	2630	259	222	49
Kardzhali	36	1098	30744	4565	710	2764	488	170	37
Kyustendil	53	2563	71764	9372	..	4519	409	263	..
Lovech	65	3557	97100	14479	1456	7880	405	469	47
Montana	21	1010	28310	2936	221	1837	113	98	14
Pazardzhik	61	4186	113123	30653	1570	14199	503	1454	98
Pernik	16	681	19068	1701	..	1394	217	52	..
Pleven	25	1199	33572	6659	1508	3116	548	281	85
Plovdiv	172	9260	253744	53817	9546	27044	4054	2317	546
Razgrad	16	609	17052	2505	340	1365	167	84	14
Ruse	42	1515	42420	8673	1921	5207	1130	421	126
Silistra	20	627	17644	1630	304	1333	176	62	13
Sliven	80	2479	69412	9895	848	3595	339	296	63
Smolyan	256	10499	293824	97470	23417	28283	4649	4463	1258
Sofia	84	7293	200544	82316	53704	21952	9433	3164	2073
Sofia (stolitsa)	125	11646	314801	96922	56684	56755	31962	7312	5239
Stara Zagora	52	3450	91601	15583	2193	7751	893	686	141
Targovishte	21	867	24276	4563	614	2304	181	146	26
Haskovo	38	1485	41460	8847	1752	4660	1082	307	62
Shumen	41	1247	34776	4492	535	2264	201	138	25
Yambol	20	755	20861	9745	1320	1557	194	346	48

¹ In use.

“..” Confidential data.