



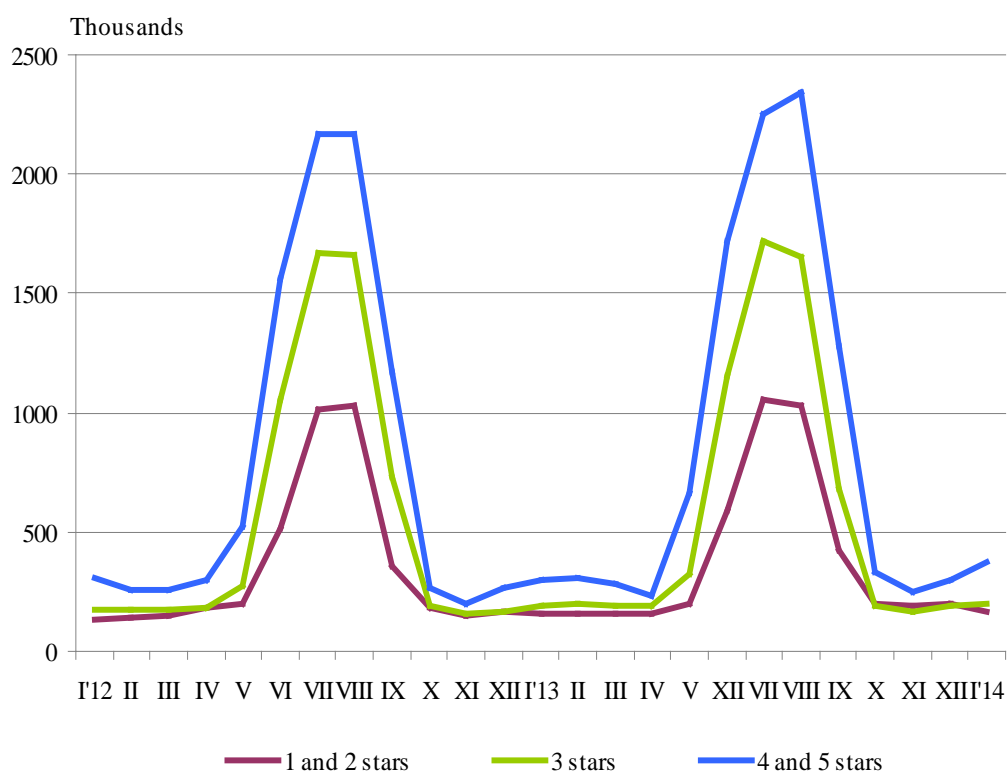
ACTIVITY OF ACCOMMODATION ESTABLISHMENTS IN JANUARY 2014

In January 2014, 1 886 accommodation establishments - hotels, motels, camping sites, mountain chalets and other establishments for short-term accommodation with more than 10 bed places were functioned in the country (Annex, Table 1). The total number of the rooms in them was 55.2 thousands and the bed-places were 110.1 thousands. In comparison with January 2013 the total number of accommodation establishments increased by 5.3% and the bed-places in them - by 6.4%.

The total number of the nights spent in all accommodation establishments registered in January 2014 was 733.8 thousands or by 13.9% more in comparison with the same month of the previous year, as the greatest increase (by 24.0%) was observed in 4 and 5 stars accommodation establishments.

In January 2014, 69.4% of all nights spent by foreign citizens were realized in 4 and 5 stars hotels and 31.6% of all nights spent by Bulgarians. In 3 stars accommodation establishments were spent 32.7% of all nights by Bulgarian residents and 20.9% - of all nights by foreigners, while in the rest of accommodation establishments (with 1 and 2 stars) they were 35.7 and 9.7% respectively.

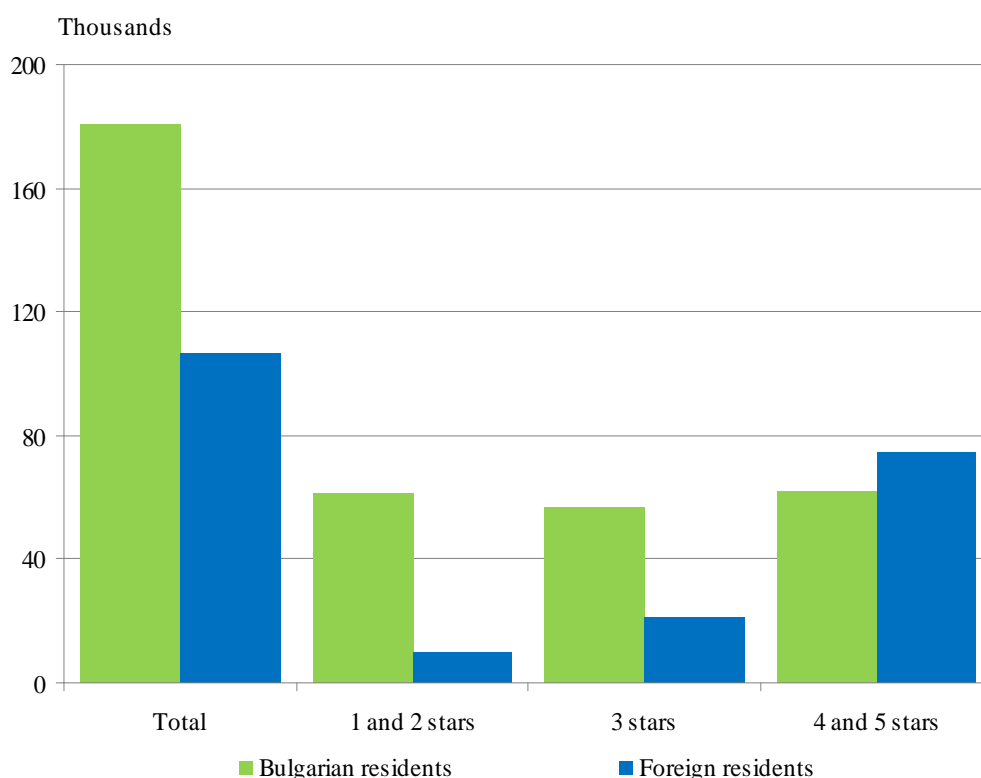
Figure 1. The nights spent in accommodation establishments by categories and by months





In January 2014, the arrivals in all accommodation establishments increased by 10.2% compared to the same month of 2013 and reached 288.2 thousands. Bulgarian guests were 63.0% of all arrivals as the majority part (65.8%) of them spent the nights in hotels 1 and 2 or 3 stars and spent 2.1 nights on the average. The arrivals of foreigners were 106.8 thousands as 70.1% of them spent nights in hotels with 4 and 5 stars. On the average 3.4 nights were spent by foreigners.

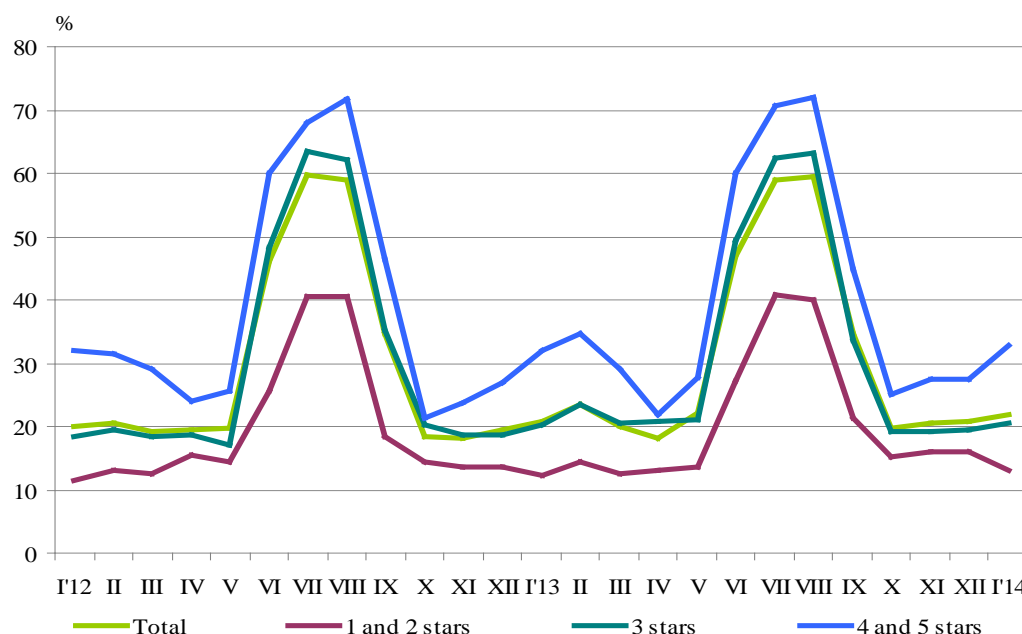
Figure 2. Arrivals in accommodation establishments by categories in January 2014



In January 2014, the total occupancy of the bed-places in accommodation establishments was 21.9% and the highest it was in 4 and 5 stars accommodation establishments - 32.9%, followed by these with 3 stars - 20.5%, and with 1 and 2 stars - 13.2%. In comparison with the same month of the previous year the increase of the occupancy of the bed-places in all categories accommodation establishments was observed - total by 1.2 percentage points.

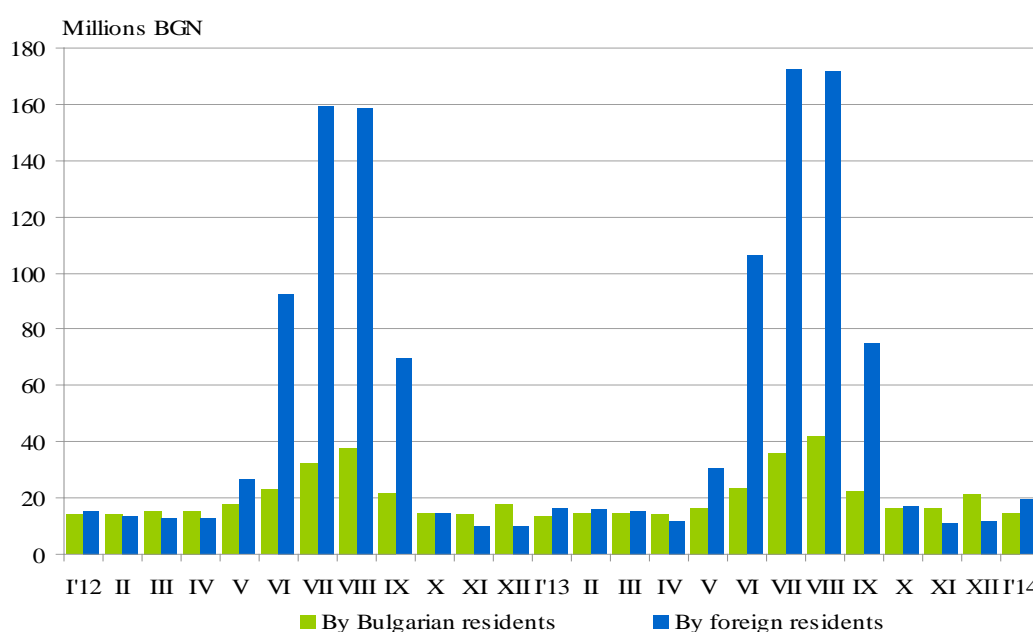


Figure 3. The occupation of the bed-places in accommodation establishments by categories and by months



The total revenues from nights spent in January 2014 reached 34.3 million BGN or by 15.1% more compared to January 2013. An increase was registered both in the revenues from the foreigners - by 16.7%, and from Bulgarians - by 13.0%.

Figure 4. The revenues from nights spent in accommodation establishments by months





Methodological notes

Since 2012 the statistical survey on **accommodation establishments** has been carried out monthly in compliance with the Regulation 692/2011 of the European Parliament and of the Council concerning European statistics on tourism and the regulation 1051/2011 of the Commission implementing Regulation 692/2011 of the European Parliament and of the Council concerning European statistics on tourism, as regards the structure of the quality reports and the transmission of the data.

All categorized hotels, camping sites and other types of accommodation establishments with more than 10 bed-places in use during the reporting period were included in the observation.

The indicator **other accommodation establishments** includes the holiday settlements, hostels, guests houses, bungalows, rest houses, mountain chalets, private rooms and flats and other establishments for short accommodation.

Available Bed Capacity is the maximum number of bed-places on offer for each day of the reference month.

In the **revenues from nights spent** in accommodation establishments are included the sums paid by the guests, without the extra services.



Annex

Table 1

Activity of accommodation establishments in January 2014¹

Districts	Accommodation establishments - Number	Bed-places - Number	Available bed-nights - Number	Night spent - Number		Arrivals in accommodation establishments - Number		Revenues from nights spent - Thousands BGN	
				Total	of which: By Foreigners	Total	of which: Foreigners	Total	of which: By Foreigners
Total	1886	110051	3348948	733785	365407	288231	106787	34286	19275
Blagoevgrad	210	16082	470724	186908	146874	54756	37355	9217	7447
Burgas	72	5447	161415	27480	12171	10486	2299	1230	511
Varna	115	11646	361026	28908	7317	15676	3220	1391	456
Veliko Tarnovo	107	4869	150939	14045	1820	8793	1266	563	100
Vidin	35	939	30162	2358	399	1381	228	107	19
Vratsa	23	928	28768	5358	452	2322	184	146	24
Gabrovo	60	3089	89691	7843	622	4195	239	275	37
Dobrich	30	1625	48812	3402	761	1739	257	162	45
Kardzhali	32	979	29582	4653	698	2662	443	156	33
Kyustendil	53	2574	79794	7329	933	4041	365	258	78
Lovech	63	3474	106304	13235	1625	7347	519	463	55
Montana	21	1010	31310	2515	234	1820	145	86	14
Pazardzhik	61	4197	125901	35126	3354	16019	910	1800	231
Pernik	16	681	21111	2179	900	1595	563	52	24
Pleven	26	1229	38099	5097	1062	2804	409	259	64
Plovdiv	173	9255	285267	48870	10049	24736	4287	2077	555
Razgrad	16	609	18879	2204	294	1172	142	71	12
Ruse	42	1551	48081	8437	2020	5125	1398	382	122
Silistra	20	627	19499	1768	226	1309	160	61	11
Sliven	80	2480	76432	12685	775	4524	242	357	59
Smolyan	256	10537	323733	89533	42328	24855	7951	3937	2124
Sofia	87	7114	217462	95315	71601	21775	12343	3491	2458
Sofia (stolitsa)	123	11511	353031	88074	51943	52766	29270	6334	4482
Stara Zagora	50	3420	104617	15747	2264	6837	757	675	141
Targovishte	21	867	26877	4197	813	2103	206	138	37
Haskovo	38	1435	44485	7928	1634	3904	1192	222	61
Shumen	36	1185	36405	3925	431	2126	221	115	18
Yambol	20	691	20542	8666	1807	1363	216	261	57

¹ In use.