

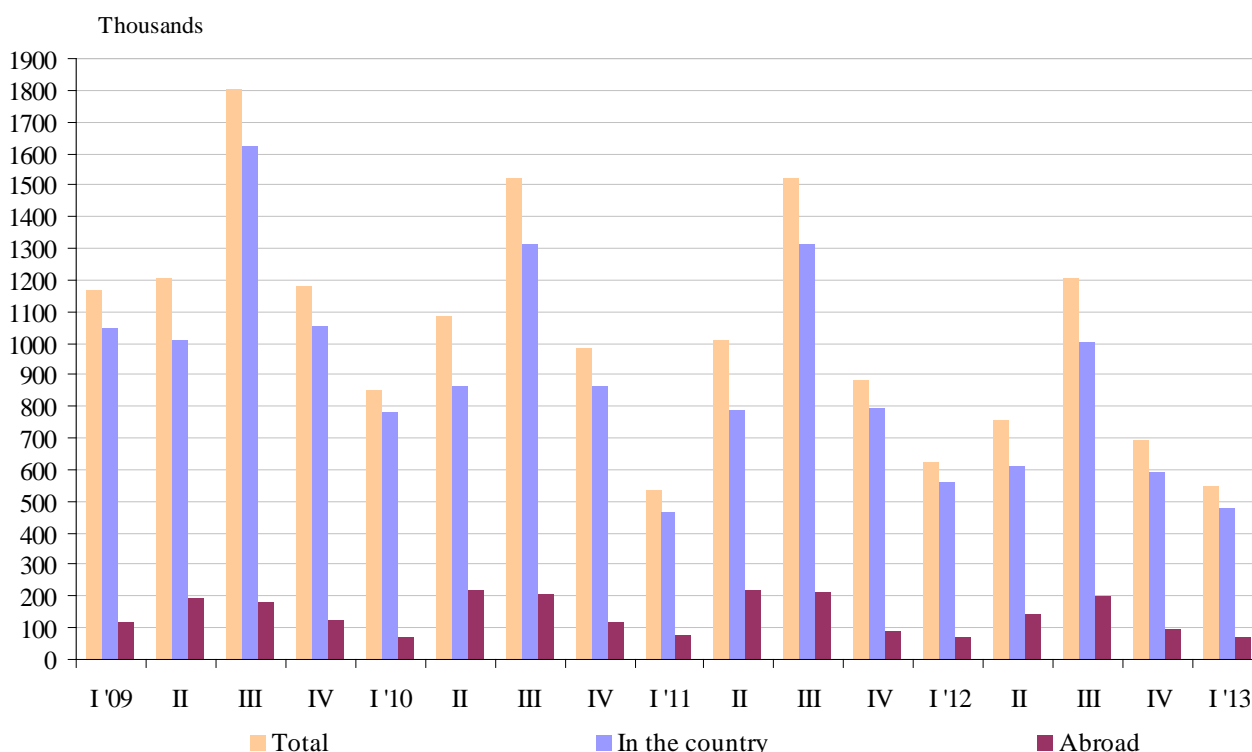


TOURIST TRIPS AND TOURISM-RELATED EXPENDITURE OF THE POPULATION IN FIRST QUARTER OF 2013 (PRELIMINARY DATA)

Since 2012 the survey of the tourist trips and tourism - related expenditure of the population has been carried out in compliance with the Regulation 692/2011 of the European Parliament and of the Council concerning European statistics on tourism and Commission implementing Regulation 1051/2011 for the implementation of Regulation 692/2011 of the European Parliament and of the Council concerning European statistics on tourism, as regards the structure of the quality reports and the transmission of the data.

In first quarter of 2013, 550.3 thousand Bulgarian residents¹ made tourist trips². The majority part (84.4%) of them travelled only in the country, 12.9% - only abroad and 2.7% - both in the country and abroad. Compared to the same quarter of 2012 the number of the travelled persons aged 15 and over decreased by 12.3%, as a reduction was observed in the number of the Bulgarian residents travelled in the country - by 14.4%, while in the number of persons travelled abroad increased by 5.2% (Figure 1).

Figure 1. Travelled persons aged 15 and over by quarters



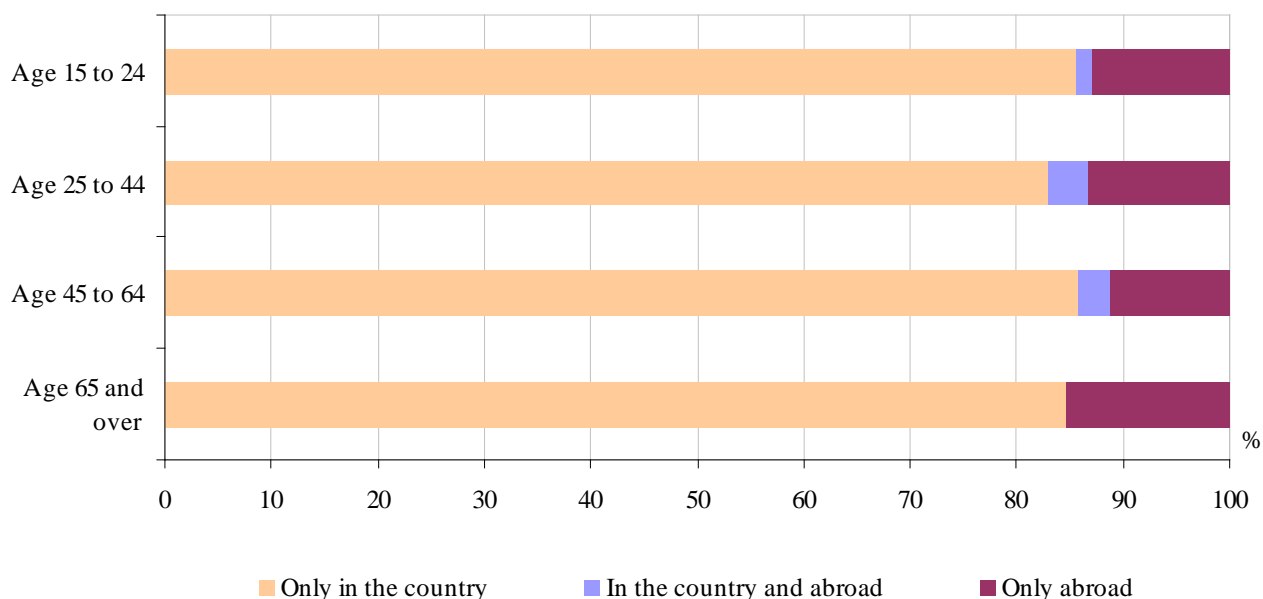
¹ The objects of the survey are the residents of 15 years age and over.

² It included trips with private and professional purposes.



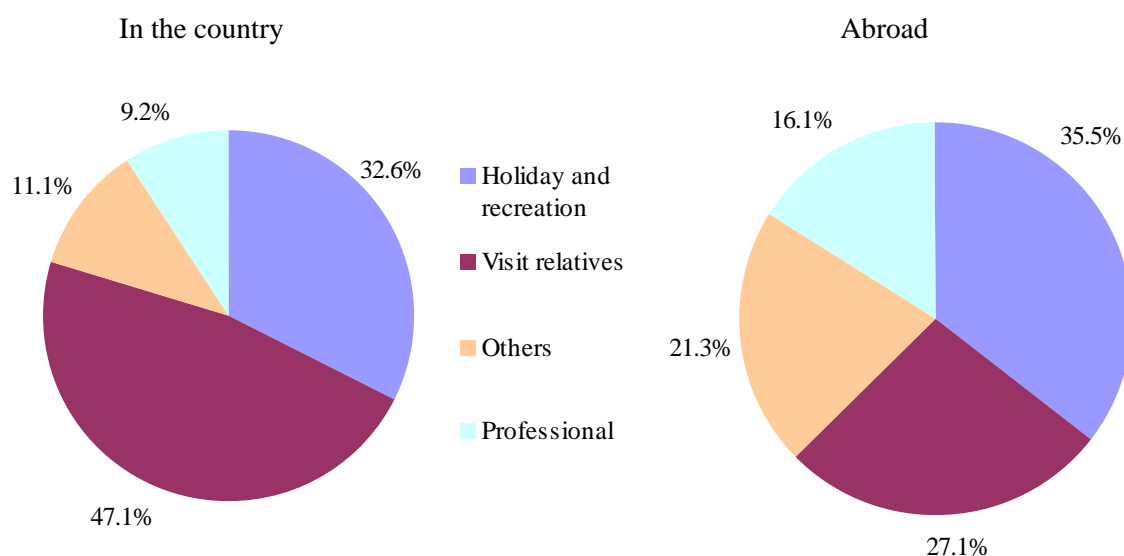
In first quarter of 2013 the most part (44.4%) of tourist trips were realized by residents aged 25-44 years. The highest was the relative share of Bulgarians aged 45-64 years travelled in the country - 85.7%, while the share of residents aged 65 and over years that were travelled abroad was 15.3% (Figure 2).

Figure 2. Travelled persons aged 15 and over by age groups in first quarter of 2013



The majority part of tourist trips of persons aged 15 and over in the country were for "visit relatives", while those made abroad were for "holiday and recreation" pointed out respectively by 47.1% and 35.5% of them (Figure 3).

Figure 3. Structure of the tourist trips in the country and abroad in first quarter 2013

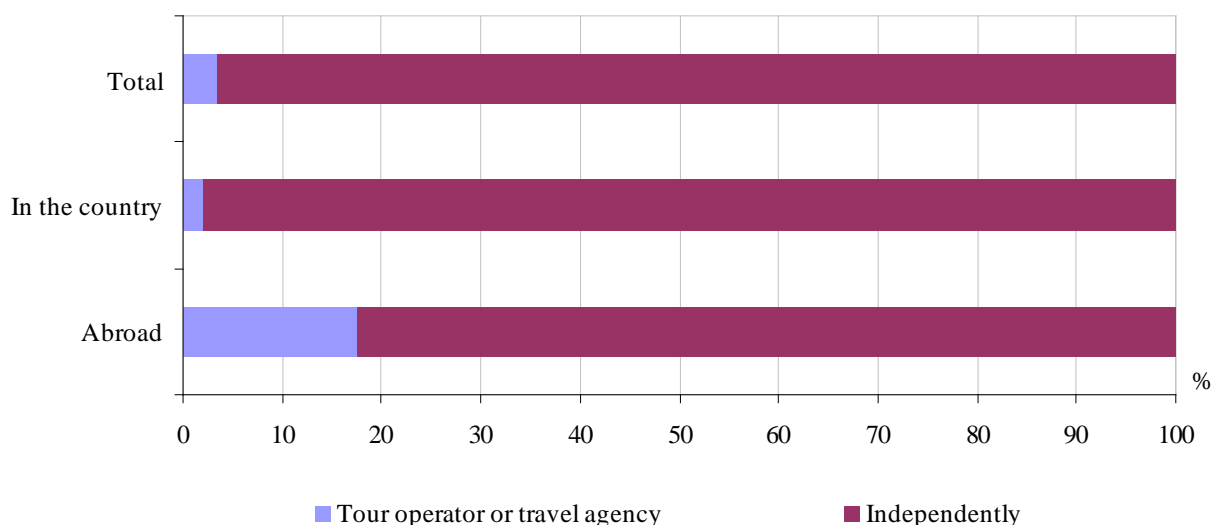




In first quarter of 2013, as independently 876.7 thousands or 96.5% of the total number of the private tourist trips were registered. The relative share of the independent travels without booking of the trip in the country were 85.4%, while those abroad - 72.5%.

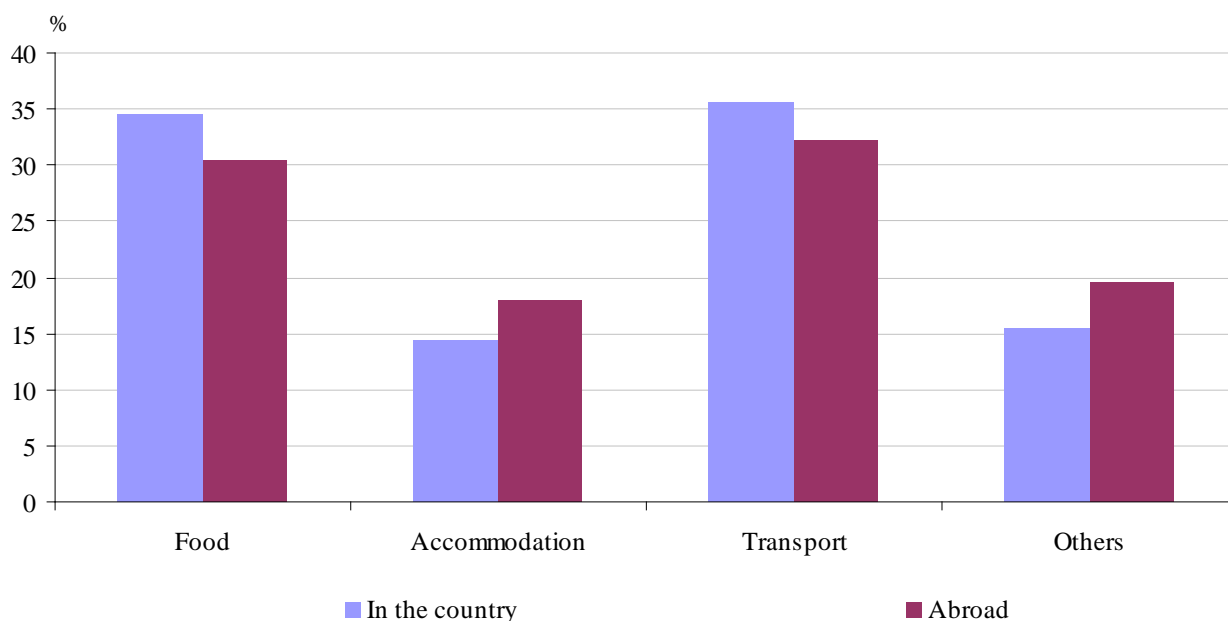
The share of the private tourist trips organized through a travel agency or a tour operator abroad was 17.5% and in the country - 2.0% (Figure 4).

Figure 4. Tourist trips with private purpose by arrangement of the trip in first quarter 2013



In the structure of the expenditure by type with highest relative share was the expenditure on transport in domestic trips - 35.6% and 32.1% - in outbound trips (Figure 5).

Figure 5. Structure of the expenditure for domestic and outbound tourist trips in first quarter 2013

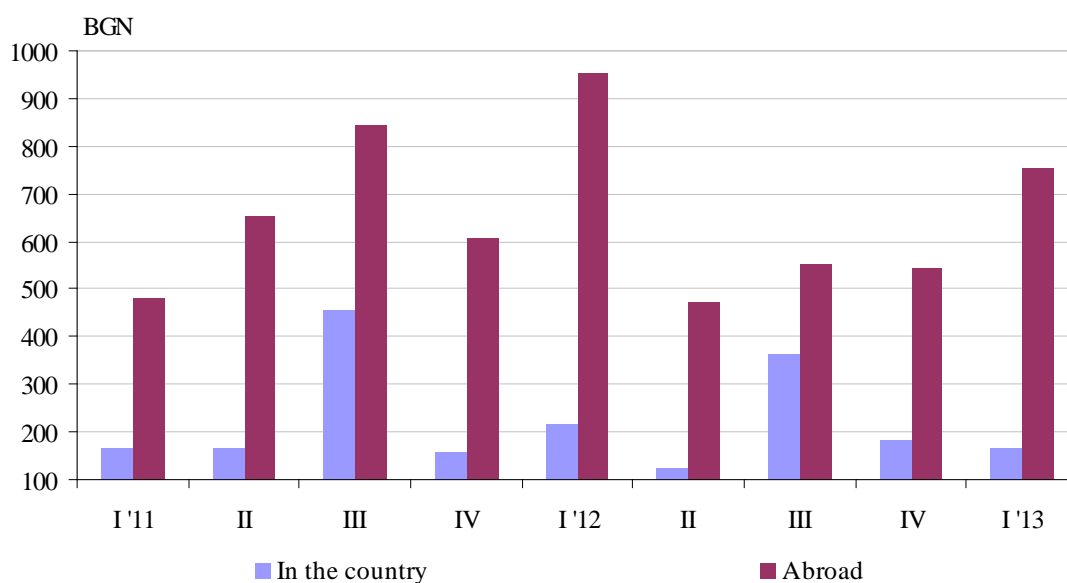




In first quarter of 2013 a person aged 15 and older spent on the average for private trip 167.9 Levs in the country and 755.0 Levs - abroad. At the same time the average expenditure per person for professional trip was 164.3 Levs in domestic trip and 1 269.9 Levs for professional outbound trip (Figure 6 and 7).

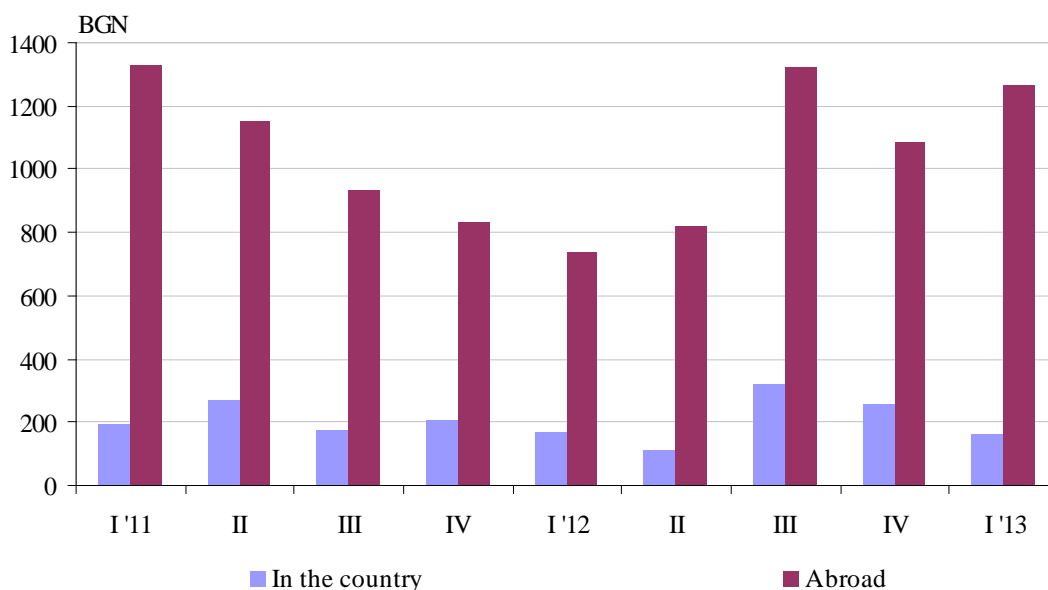
In comparison with the same quarter of 2012 the average expenditure per person for private trips both in the country and abroad decreased by 22.2% and 20.8% respectively.

Figure 6. The average expenditure for private trips per person by quarters



The average expenditure for professional trips per person in the country decreased by 3.4%, while abroad it increased by 72.6%.

Figure 7. The average expenditure for professional trips per person by quarters





Methodological notes

The Statistical survey on tourist trips and tourism-related expenditure of residents is a representative and it is conducted on the basis of households' sample in the country. The objects of the survey are the residents aged 15 and older in Bulgaria. All persons aged 15 and older, members of the selected households are interviewed. The current demographic data on total population aged 15 and older by place of residence (urban/rural), sex and age groups are used for survey results' estimations at the end of 2012.

Tourist trips - every private or professional trip outside the place where they live for a period no more than one year and whose main purpose is not doing any activity for payment.

The tourist trips can be the following:

Private - holiday, visit culture and sport events, medical treatment, education, religion activities, visit relatives and friends, and others.

Professional - business trip, participation in conference, congress and seminars, conclude bargains and others.

Visitor is a traveller taking a trip to a main destination outside his/her usual environment for no longer than one year whose main purpose is not doing any activities for a payment. People traveling daily or weekly for work, study, shopping, visiting the physician and others excluded from the definition of a visitor.

Usual environment of a person includes places located near his home as well as places frequented by him. It has two aspects - vicinity and frequency of the visits. Places located close to the place of residence of a person are part of the usual environment, even so though they maybe rarely visited. For example, if the place where the villa or vacation house is located near to home, but rarely visited, it is part of the usual environment of a person.