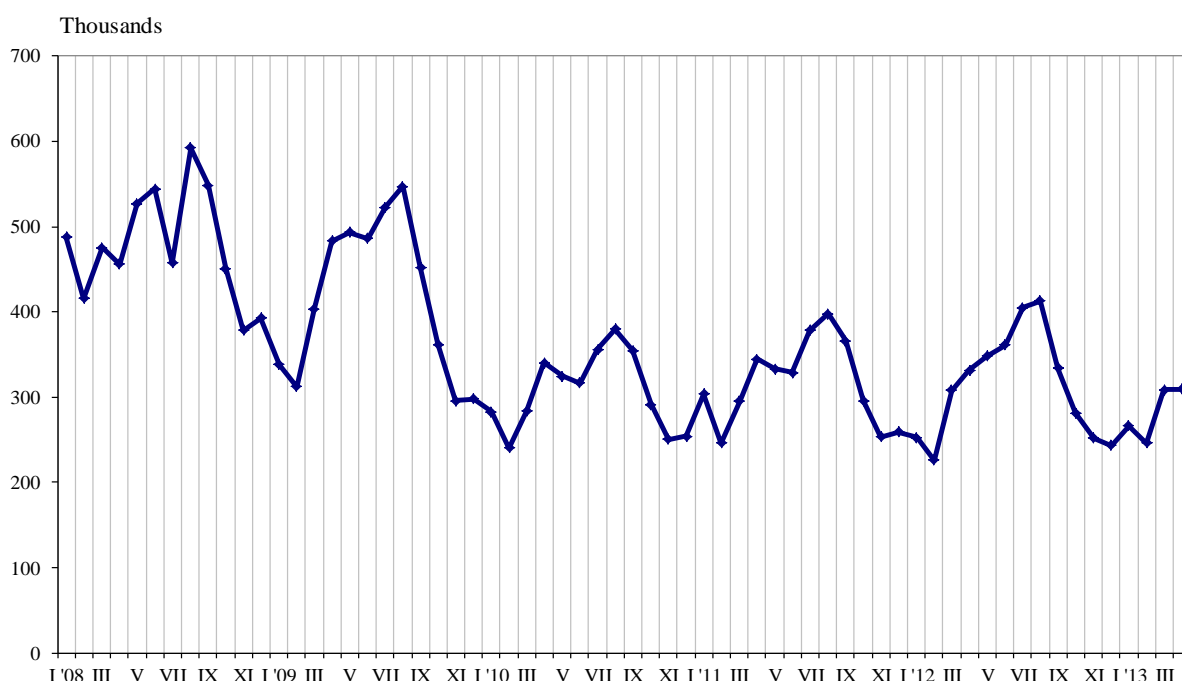




TRIPS OF BULGARIAN RESIDENTS ABROAD AND ARRIVALS OF VISITORS FROM ABROAD TO BULGARIA IN APRIL 2013

In April 2013 **the number of the trips of Bulgarian residents abroad** was 309.4 thousand or by 6.8% under the registered in April 2012 (Figure 1). In comparison with the same month of the previous year a decrease in the total number of the trips of Bulgarian residents was reported to: the United Kingdom - by 43.8%, Greece - by 38.8%, Russian Federation - by 34.3%, FYROM - by 17.9%, Serbia - by 14.6%, Romania - by 6.2%, and etc. At the same time an increase was observed to: Belgium - by 82.4%, Italy - by 54.5%, Austria - by 52.0%, France - by 26.6%, Germany - by 22.9%, Spain - by 12.5%, Turkey - by 8.7%, and etc. (Annex, Table 1).

Figure 1. Trips of Bulgarian residents abroad by months

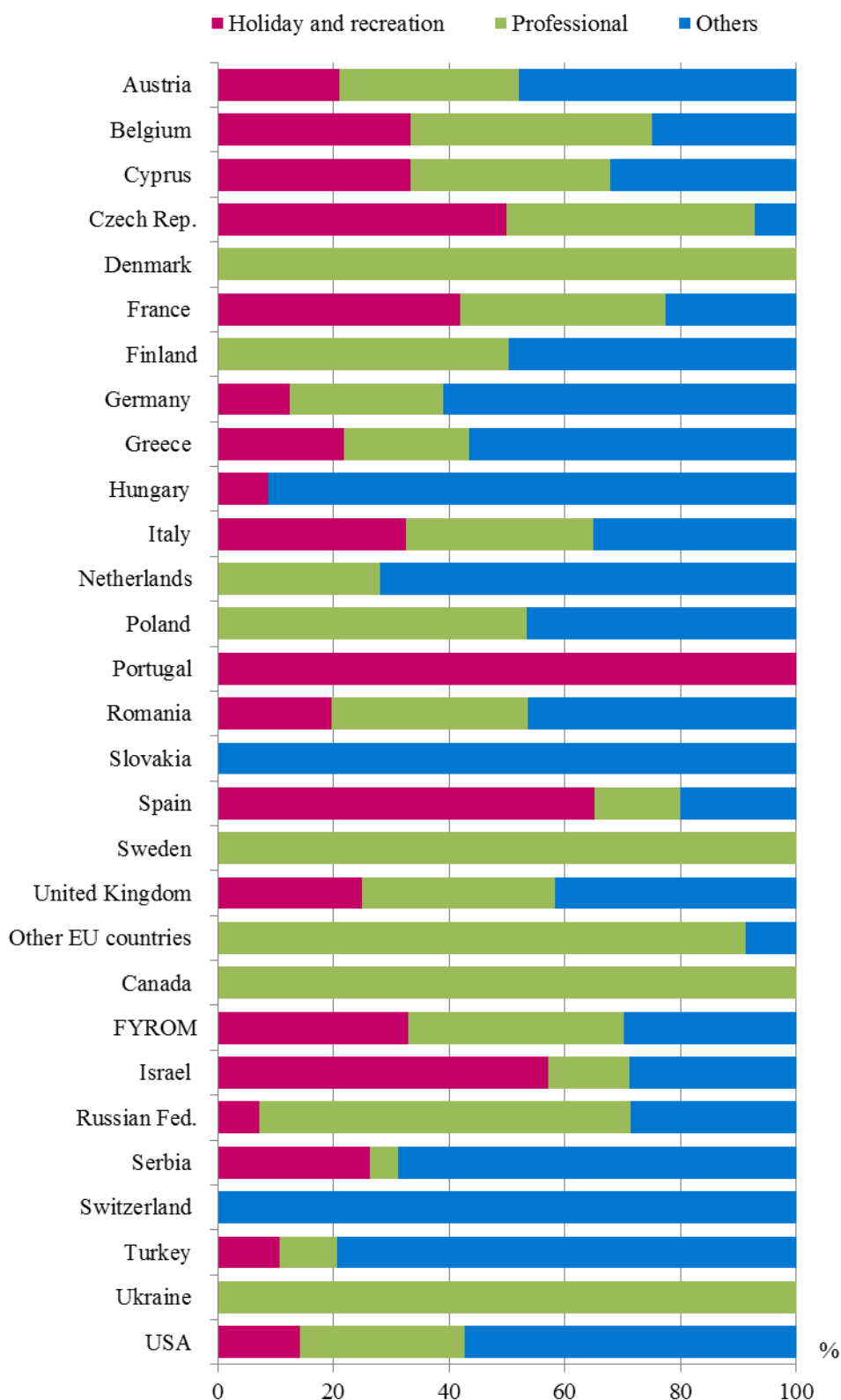


The trips with other purposes (as guest, education and visit the cultural and sport events) composed the greatest share of the total number of trips of Bulgarian residents abroad - 56.2%, followed by the trips with professional purpose - 22.6% and with holiday and recreation purposes - 21.2%. In comparison with April 2012 an increase in the trips with other purposes - by 182.2% was observed, while a decrease in these with professional and with holiday and recreation purposes was registered - by 33.9 and by 60.2% respectively.

In April 2013 the trips with other purposes formed 79.4% from all trips to Turkey, 68.9% - to Serbia, 61.0% - to Germany and 56.6% - to Greece. Predominated share of the trips to Russian Federation, Poland and Belgium was with professional purpose - 64.3, 53.3 and 41.7% respectively. The trips with holiday and recreation purpose to Spain were 65.0%, to Czech Republic - 50.0% and to France - 41.9% from all trips of Bulgarian residents to these countries (Figure 2).



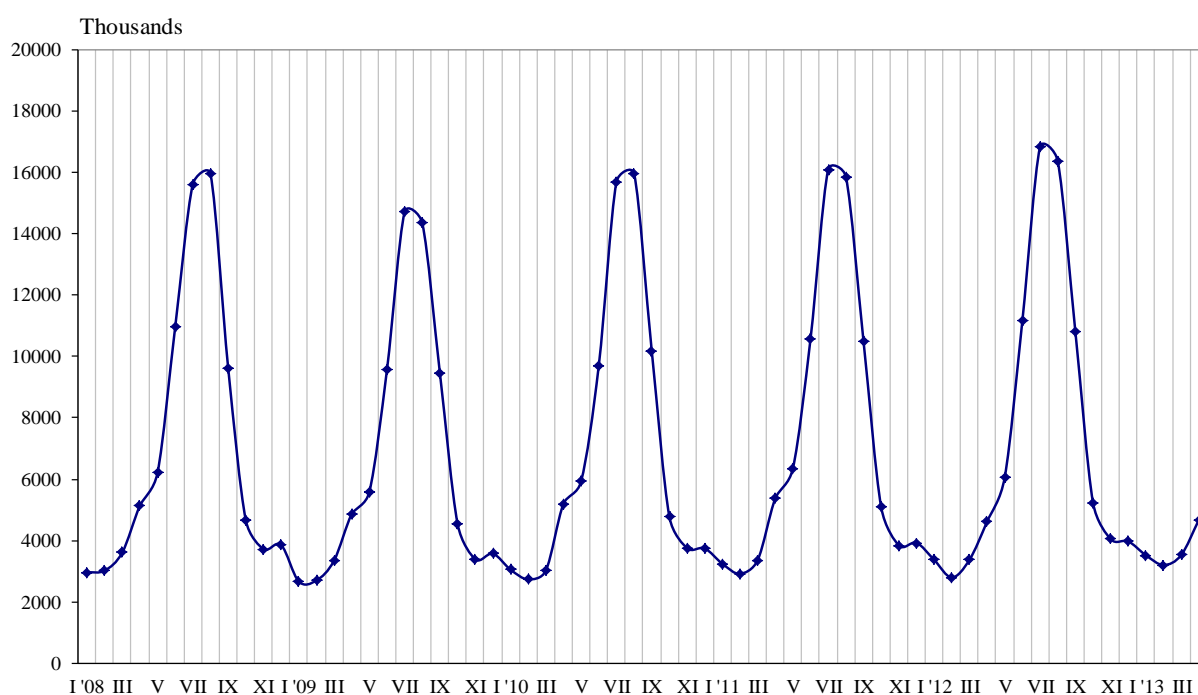
Figure 2. Structure of the trips of Bulgarian residents abroad by purpose of visit and country of destination in April 2013





In April 2013, **the number of arrivals of visitors from abroad to Bulgaria** was 467.2 thousand which was by 1.2% above the level from April 2012 (Figure 3). An increase in the visits with holiday and recreation purposes - by 7.9% was registered, while the trips with professional and other purposes decreased by 2.8% and by 2.0% respectively.

Figure 3. Arrivals of visitors from abroad to Bulgaria by months



The visits of the citizens of European Union composed the greatest relative share of the total number of the foreigners visited Bulgaria - 58.2%, (Annex, Table 2) as in comparison with the same month of the previous year they increased by 1.1%. A more increase was registered in the visits of the citizens from Germany - by 13.9%, France - by 13.1%, Austria - by 12.9%, Belgium - by 12.7% and Poland - by 11.9%. At the same time a drop in the visits of citizens from Czech Republic - 21.9%, the United Kingdom - by 15.6% and Hungary - by 13.6% was registered.

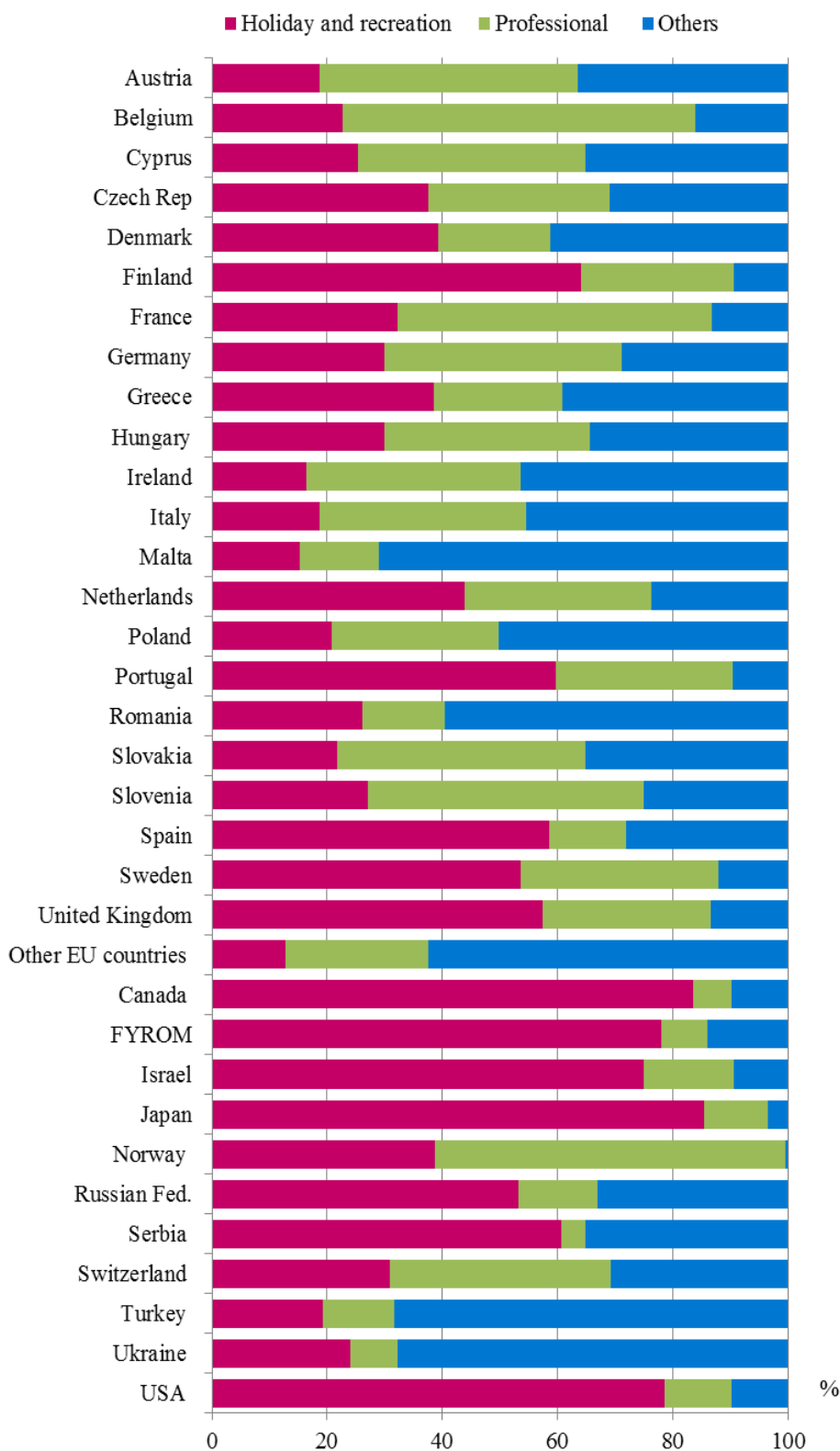
The visits of foreigners in the group "Other European countries"¹ increased by 1.6% as the highest growth was observed in the visits of citizens of Russian Federation and Serbia - by 18.4 and by 8.1% respectively. In April 2013 predominated the share of the visits with other purposes (including as guest and passing transit) - 46.5% followed by these with holiday and recreation purpose - 35.8% and with professional purpose - 17.7%.

The visits with holiday and recreation purpose formed 78.0% of the arrivals from FYROM, 60.6% - from Serbia, 58.6% - from Spain, 57.5% - from the United Kingdom and 53.3% - from Russian Federation. The visits with professional purpose were 61.2% of all arrivals from Belgium, 54.5% - from France and 44.9% - from Austria and 41.2% - from Germany, while with other purpose were 68.3% of the arrivals from Turkey, 67.7% - from Ukraine and 59.6% - from Romania (Figure 4).

¹ Group of "Other European countries" includes countries in Europe outside EU.



Figure 4. Structure of the arrivals of visitors to Bulgaria from abroad by purpose of visit and country of origin in April 2013





Methodological notes

The definitions recommended by the World Tourist Organization and Methodological manual for tourism by Eurostat are applied by National Statistical Institute.

In accordance with these definitions **an international tourist** is any person who travels to a country other than his/her permanent residence at least 24 hours but no more than one year and whose main purpose is not doing any activity for payment.

The purposes of visiting a country are the following:

- Excursion, holiday or entertainment (visits to cultural or historical sightseeing, sports events and other);
- Visiting friends and relatives;
- Professional purposes (business trips, participation in conferences, congresses, concluding deals, etc.);
- Other (education, cure, etc.) purposes.

Statistical data on the trips of Bulgarian citizens travelling abroad and visits by foreigners in Bulgaria are obtained on the basis of monthly information received from the Ministry of Interior and sample survey of the National Statistical Institute among Bulgarian and foreign citizens passing the border check points.

Data on the number of the trips of the citizens of the European Union are estimated on the basis of the information obtained from the Ministry of Interior and the airport authorities. Data on the number of citizens of “third countries” are obtained directly from the Ministry of Interior.

Data on the purposes of the trips are developed on the basis of the NSI’s regular monthly sample survey of passing Bulgarian and foreign citizens on the border check points.



Annex

Table 1

Trips of Bulgarian residents abroad by purposes of visit and country of destination in April 2013

Country of destination	Total - number	Purpose of visit - number			Change in % compared to April 2012
		Holiday and recreation	Professional	Others	
Total	309350	65472	69988	173890	-6.8
EU	137903	33836	40768	63299	-10.0
Austria	7811	1650	2421	3740	52.0
Belgium	3972	1324	1655	993	82.4
Cyprus	978	326	338	314	1239.7
Czech Rep.	3172	1586	1360	226	7.5
Denmark	274	-	274	-	109.2
Finland	243	-	122	121	1250.0
France	9296	3899	3299	2098	26.6
Germany	16466	2038	4391	10037	22.9
Greece	37948	8311	8154	21483	-38.8
Hungary	836	73	-	763	7.2
Ireland	165	-	-	165	931.3
Italy	11090	3604	3590	3896	54.5
Malta	-	-	-	-	-
Netherlands	683	-	192	491	-84.7
Poland	4286	-	2286	2000	217.2
Portugal	212	212	-	-	96.3
Romania	27742	5470	9378	12894	-6.2
Slovakia	289	-	-	289	725.7
Slovenia	-	-	-	-	-
Spain	5810	3778	871	1161	12.5
Sweden	185	-	185	-	68.2
United Kingdom	6264	1565	2087	2612	-43.8
Other EU countries	181	-	165	16	269.4
Other European countries	167446	30990	26890	109566	-5.4
FYROM	35116	11585	13033	10498	-17.9
Norway	237	78	-	159	664.5
Russian Fed.	4160	297	2675	1188	-34.3
Serbia	34949	9167	1718	24064	-14.6
Switzerland	662	-	-	662	-66.5
Turkey	91991	9863	9133	72995	8.7
Ukraine	331	-	331	-	-7.0
Other countries	1713	480	463	770	200.0
Canada	82	-	82	-	141.2
Israel	580	331	82	167	468.6
USA	1051	149	299	603	141.6
Rest of the world	2288	166	1867	255	106.7



Table 2

**Arrivals of visitors from abroad to Bulgaria
by purpose of visit and country of origin in April 2013**

Country of origin	Total - number	Purpose of visit - number			Change in % compared to April 2012
		Holiday and recreation	Professional	Others	
Total	467188	167213	82551	217424	1.2
EU	272086	83774	62947	125365	1.1
Austria	8963	1679	4022	3262	12.9
Belgium	2340	533	1432	375	12.7
Cyprus	999	254	394	351	-6.9
Czech Rep.	2837	1065	896	876	-21.9
Denmark	1013	398	198	417	-13.0
Finland	691	443	183	65	5.0
France	5140	1657	2802	681	13.1
Germany	17804	5345	7336	5123	13.9
Greece	67074	25886	14954	26234	-2.5
Hungary	3536	1057	1265	1214	-13.6
Ireland	935	154	347	434	-16.7
Italy	8886	1665	3184	4037	0.7
Malta	550	84	75	391	-41.9
Netherlands	3060	1340	994	726	5.3
Poland	7822	1619	2279	3924	11.9
Portugal	211	126	65	20	-22.7
Romania	122722	32157	17444	73121	4.2
Slovakia	2175	471	938	766	-30.0
Slovenia	905	245	434	226	-19.1
Spain	2985	1748	398	839	-0.3
Sweden	716	384	246	86	-15.3
United Kingdom	9153	5265	2669	1219	-15.6
Other EU countries	1569	199	392	978	-7.0
Other European countries	157214	68394	15785	73035	1.6
FYROM	30715	23966	2487	4262	-12.1
Norway	489	189	298	2	18.7
Russian Fed.	16697	8898	2279	5520	18.4
Serbia	32717	19833	1413	11471	8.1
Switzerland	1284	396	494	394	89.9
Turkey	62762	12107	7769	42886	0.6
Ukraine	12550	3005	1045	8500	4.7
Other countries	7146	5663	836	647	-25.8
Canada	950	793	65	92	-13.9
Israel	1428	1072	221	135	-54.4
Japan	777	664	86	27	30.4
USA	3991	3134	464	393	-16.8
Rest of the world	30742	9382	2983	18377	8.8