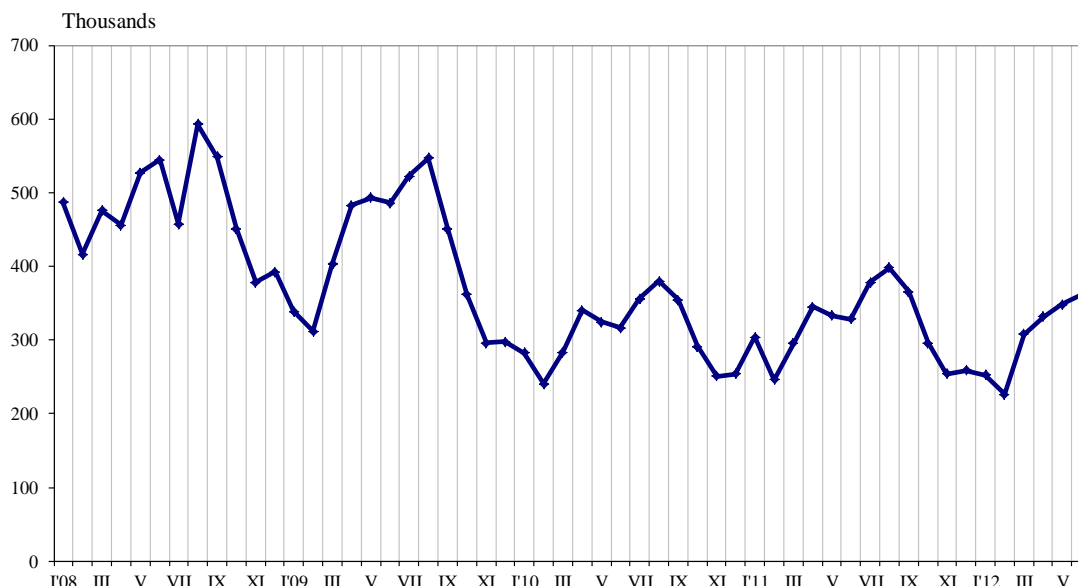




## TRIPS OF BULGARIAN RESIDENTS ABROAD AND ARRIVALS OF VISITORS FROM ABROAD TO BULGARIA IN JUNE 2012

In June 2012 **the number of the trips of Bulgarian residents abroad** was 361.3 thousand or by 3.7% more than in May 2012 and by 9.9% above the registered in June 2011 (Figure 1). An increase in the total number of the trips of Bulgarian residents compared to the same month of the previous year was registered to: Spain - by 122.8%, Italy - by 112.9%, FYROM - by 68.9%, Austria - by 42.0%, and etc. At the same time the greater decrease was observed to: Serbia - by 28.4% and Greece - by 16.0%.

Figure 1. Trips of Bulgarian residents abroad by months

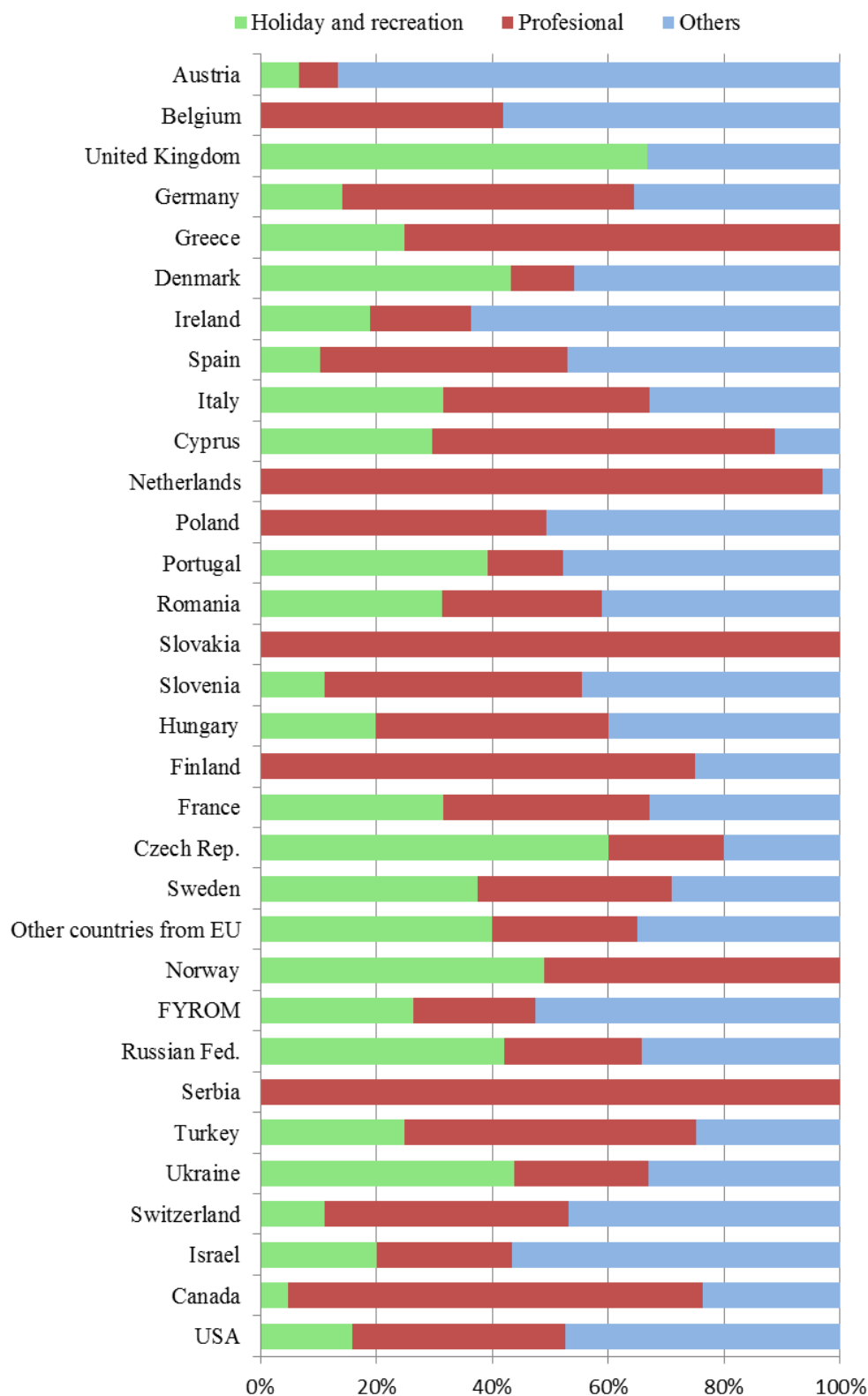


The trips with other purposes (as guest, education and visit the cultural and sport events) composed the greatest share of the total number of trips of Bulgarian residents abroad - 40.2%, followed by the trips with holiday and recreation purposes - 34.9% and with professional purpose - 24.9%. The trips with holiday and recreation purpose, as well as these with other purposes rose by 65.2% and 23.2% respectively, while a decrease in the trips with professional purposes was registered - by 33.1%.

In June 2012 the trips with other purposes formed 63.7% from all trips to Serbia, 56.6% - to the United Kingdom and 52.6% - to Italy. Predominated share of the trips to Spain and Turkey was with holiday and recreation purpose - 43.2 and 42.1% respectively, while to Russia and Germany they were connected with professional purpose - 42.5 and 42.0% respectively of all trips of Bulgarian residents to these countries.



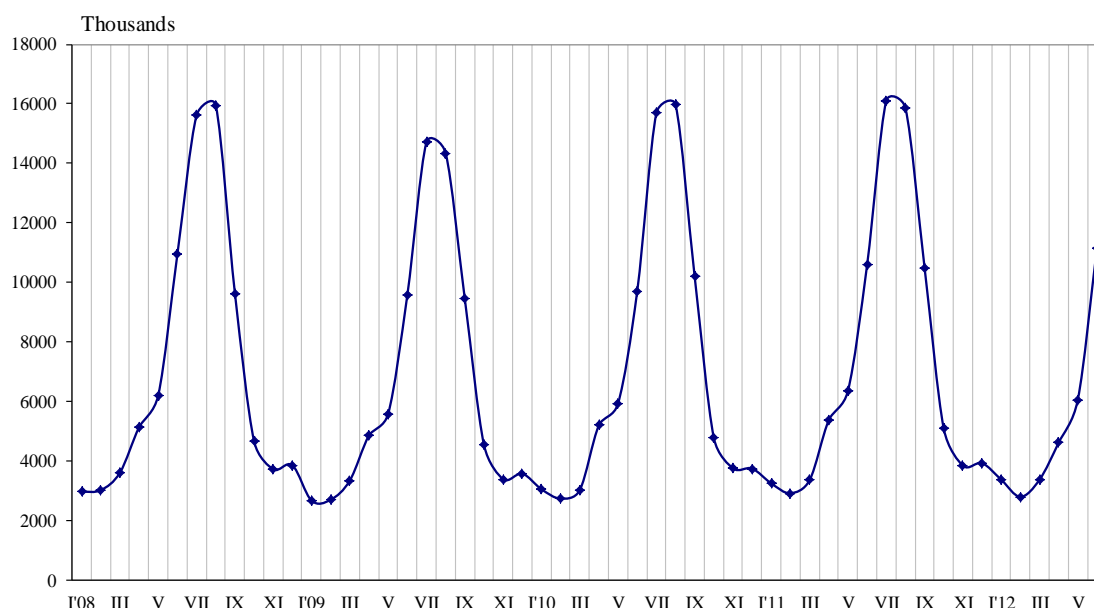
**Figure 2. Structure of trips of Bulgarian residents abroad by purpose of visit and by countries in June 2012**





In June 2012, **the number of arrivals of visitors from abroad to Bulgaria** was 1 116.6 thousand which was by 84.3% more compared to May 2012 and by 5.5% above the level from June 2011 (Figure 3). An increase in the visit by all observed purposes was registered, as the greatest was the growth in the visits with professional purpose - by 8.3%, followed by these with holiday and recreation purpose - by 7.4%, and with other purposes - by 0.8%.

**Figure 3. Arrivals of visitors from abroad to Bulgaria by months**



The visits of the citizens of European Union composed the greatest relative share of the total number of foreigners visited Bulgaria - 56.9%, followed by these from the other European countries - 33.3%. In comparison with the same month of the previous year the arrivals of visitors from EU Member States decreased by 3.6%. A significant decrease was observed in the visits of the citizens from Greece - by 14.9% the United Kingdom - by 11.4% and Austria - by 10.9%. However a growth in the visits from the Netherland - by 14.8% and Italy - by 14.6% was registered.

The visits of foreigners in the group “Other European countries”<sup>1</sup> increased by 25.1% as the highest growth was observed from Ukraine and Russian Federation citizens - by 60.5 and 34.1% respectively.

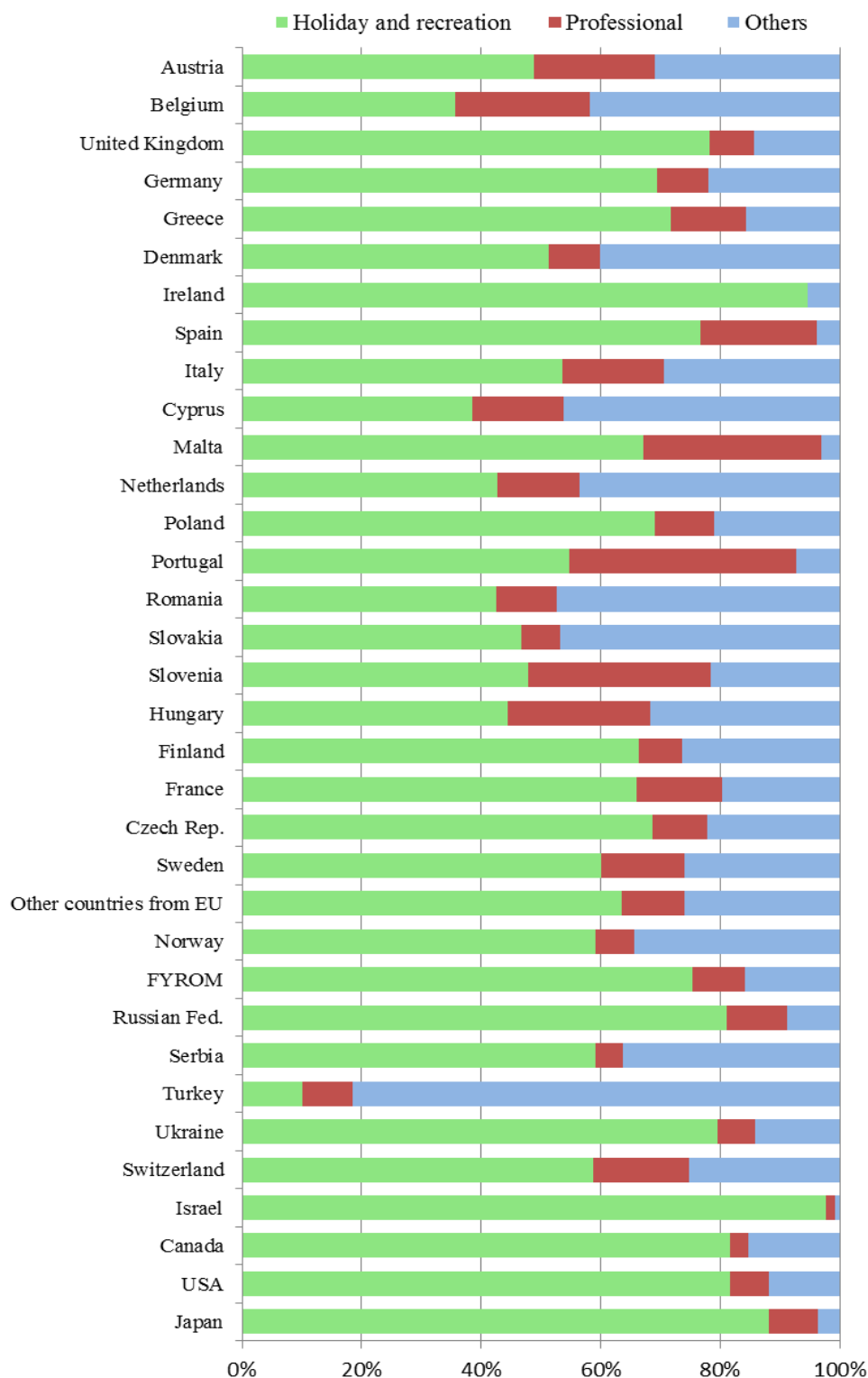
In June 2012 the predominated share of the total number of the visits to Bulgaria were with holiday and recreation purpose - 60.4%, followed by the arrivals with other purposes (including as guest and passing transit) - 29.6% and with professional purpose - 10.0%.

The visits with holiday and recreation purpose formed 81.0% of the arrivals from Russia, 79.6% - from Ukraine, 78.3% - from the United Kingdom, 75.3% - from FYROM and 71.8% - from Greece. The visits with professional purpose were 22.7% of all arrivals from Belgium and 20.3% - from Austria, while with other purpose were 81.6% of the arrivals from Turkey.

<sup>1</sup> Group of “Other European countries” include countries in Europe outside EU.



**Figure 4. Structure of arrivals of visitors to Bulgaria from abroad by purpose of visit and by countries in June 2012**





### **Methodological notes**

Statistical data on the trips of Bulgarian citizens travelling abroad and visits by foreigners in Bulgaria are obtained on the basis of monthly information received from the Ministry of Interior and sample survey of the National Statistical Institute among Bulgarian and foreign citizens passing the border check points.

Data on the number of the trips of the citizens of the European Union are estimated on the basis of the information obtained from the Ministry of Interior and the airport authorities. Data on the number of citizens of “third countries” are obtained directly from the Ministry of Interior.

Data on the purposes of the trips are developed on the basis of the NSI’s regular monthly sample survey of passing Bulgarian and foreign citizens on the border check points.



## ANNEX

**Table 1**

### **Trips of Bulgarian residents abroad by purposes of visit and by country of destination in June 2012**

Country of destination	Total - number	Purpose of visit - number			Change in % compared to June 2011
		Holiday and recreation	Professional	Others	
<b>TOTAL</b>	<b>361 250</b>	<b>125 931</b>	<b>89 668</b>	<b>145 651</b>	<b>9.9</b>
<b>EU</b>	<b>177 699</b>	<b>59 524</b>	<b>51 270</b>	<b>66 905</b>	<b>16.4</b>
Austria	6 876	1 085	2 535	3 256	42.0
Belgium	2 490	118	1 780	592	21.4
United Kingdom	6 112	1 222	1 428	3 462	-14.7
Germany	13 710	1 529	5 758	6 423	-8.2
Greece	62 003	27 146	14 415	20 442	-16.0
Denmark	610	152	306	152	202.0
Ireland	180	-	180	-	-18.6
Spain	12 768	5 376	3 024	4 368	122.8
Italy	11 569	3 044	2 438	6 087	112.9
Cyprus	51	25	26	-	-94.8
Malta	-	-	-	-	-
Netherlands	5 374	2 149	1 346	1 879	223.7
Poland	2 733	1 024	914	795	151.0
Portugal	1 177	706	236	235	351.0
Romania	30 480	9 625	10 829	10 026	10.5
Slovakia	712	-	534	178	626.5
Slovenia	799	159	321	319	318.3
Hungary	1 962	218	872	872	8.6
Finland	105	-	105	-	-
France	9 189	2 882	2 525	3 782	237.3
Czech Rep.	7 832	3 064	1 023	3 745	445.8
Sweden	551	-	272	279	163.6
Other countries from EU	416	-	403	13	285.2
<b>Other European countries</b>	<b>177 068</b>	<b>65 180</b>	<b>34 772</b>	<b>77 116</b>	<b>2.1</b>
Norway	71	21	42	8	-66.4
FYROM	52 473	16 605	18 625	17 243	68.9
Russian Fed.	1 756	182	747	827	43.8
Serbia	17 231	3 273	2 979	10 979	-28.4
Turkey	103 802	44 791	11 363	47 648	-10.2
Ukraine	580	144	436	-	-8.9
Switzerland	1 155	164	580	411	80.5
<b>Other countries</b>	<b>1 980</b>	<b>474</b>	<b>140</b>	<b>1 366</b>	<b>100.0</b>
Israel	585	390	-	195	5.6
Canada	134	-	56	78	793.3
USA	1 261	84	84	1 093	199.5
<b>Rest of the world</b>	<b>4 503</b>	<b>753</b>	<b>3 486</b>	<b>264</b>	<b>158.5</b>



Table2

**Arrivals of visitors from abroad to Bulgaria  
by purpose of visit and by country of origin in June 2012**

Country of origin	Total - number	Purpose of visit - number			Change in % compared to June 2011
		Holiday and recreation	Professional	Others	
<b>TOTAL</b>	<b>1 116 562</b>	<b>674 095</b>	<b>111 666</b>	<b>330 801</b>	<b>5.5</b>
<b>EU</b>	<b>635 796</b>	<b>376 013</b>	<b>72 437</b>	<b>187 346</b>	<b>-3.6</b>
Austria	12 394	6 051	2 514	3 829	-10.9
Belgium	7 434	2 647	1 685	3 102	8.0
United Kingdom	40 205	31 485	2 988	5 732	-11.4
Germany	84 905	59 018	7 271	18 616	1.3
Greece	152 176	109 261	19 110	23 805	-14.9
Denmark	4 280	2 195	366	1 719	-28.9
Ireland	2 730	2 585	-	145	-29.8
Spain	5 268	4 042	1 025	201	-15.5
Italy	16 634	8 930	2 828	4 876	14.6
Cyprus	3 079	1 188	466	1 425	1.4
Malta	628	422	187	19	-19.4
Netherlands	10 992	4 698	1 501	4 793	14.8
Poland	25 554	17 662	2 513	5 379	4.3
Portugal	607	332	231	44	-13.5
Romania	204 556	86 953	20 698	96 905	3.5
Slovakia	5 332	2 491	351	2 490	4.2
Slovenia	2 069	992	632	445	9.4
Hungary	10 537	4 677	2 517	3 343	7.4
Finland	4 490	2 982	322	1 186	-19.7
France	19 079	12 586	2 744	3 749	3.3
Czech Rep.	10 593	7 283	953	2 357	6.6
Sweden	7 576	4 560	1 044	1 972	-8.8
Other countries from EU	4 678	2 973	491	1 214	-6.4
<b>Other European countries</b>	<b>370 738</b>	<b>221 449</b>	<b>31 336</b>	<b>117 953</b>	<b>25.1</b>
Norway	3 756	2 219	248	1 289	-12.4
FYROM	33 558	25 264	2 947	5 347	16.6
Russian Fed.	139 968	113 389	14 281	12 298	34.1
Serbia	34 796	20 048	1 599	13 149	2.8
Turkey	93 619	9 389	7 855	76 375	10.6
Ukraine	61 990	49 349	3 918	8 723	60.5
Switzerland	3 051	1 791	488	772	9.0
<b>Other countries</b>	<b>30 055</b>	<b>27 246</b>	<b>1 099</b>	<b>1 710</b>	<b>-7.1</b>
Israel	16 281	15 898	259	124	-15.7
Canada	2 365	1 933	72	360	7.5
USA	9 808	8 005	635	1 168	6.2
Japan	1 601	1 410	133	58	-1.7
<b>Rest of the world</b>	<b>79 973</b>	<b>49 387</b>	<b>6 794</b>	<b>23 792</b>	<b>13.3</b>