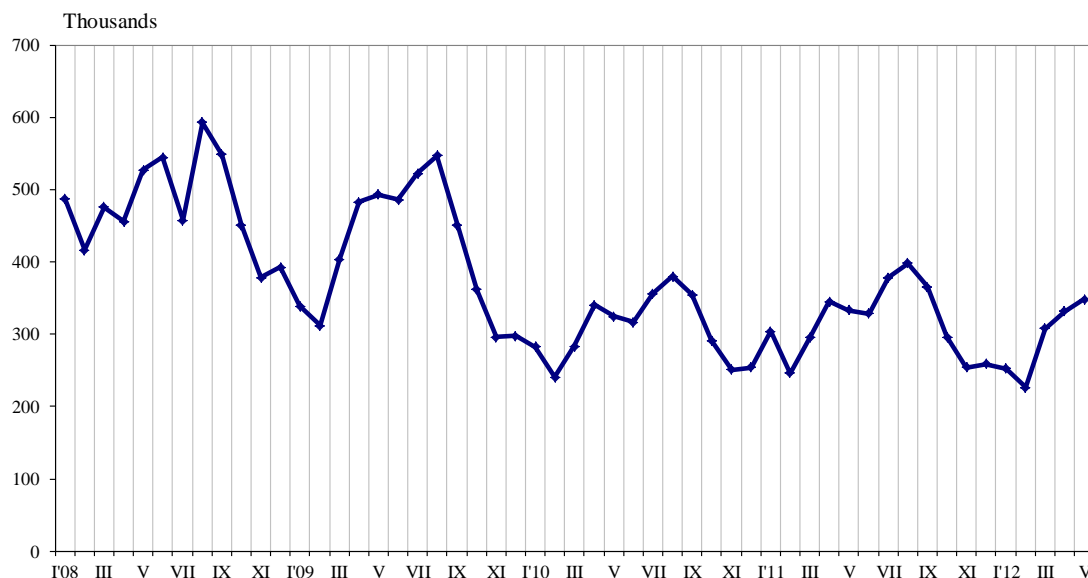




## TRIPS OF BULGARIAN RESIDENTS ABROAD AND ARRIVALS OF VISITORS FROM ABROAD TO BULGARIA IN MAY 2012

In May 2012 the number of the trips of Bulgarian residents abroad was 348.4 thousand or by 5.0% more than in April and by 4.6% above the registered in May 2011 (Figure 1). An increase in the total number of the trips of Bulgarian residents compared to the same month of the previous year was registered to: France - by 46.6%, FYROM - by 30.8%, Serbia - by 26.8%, Italy - by 19.6%, the United Kingdom - 9.8%, and etc. At the same time the greater decrease was observed to: Turkey - by 5.8%, Greece - by 1.3% and Romania - by 1.1%.

Figure 1. Trips of Bulgarian residents abroad by months

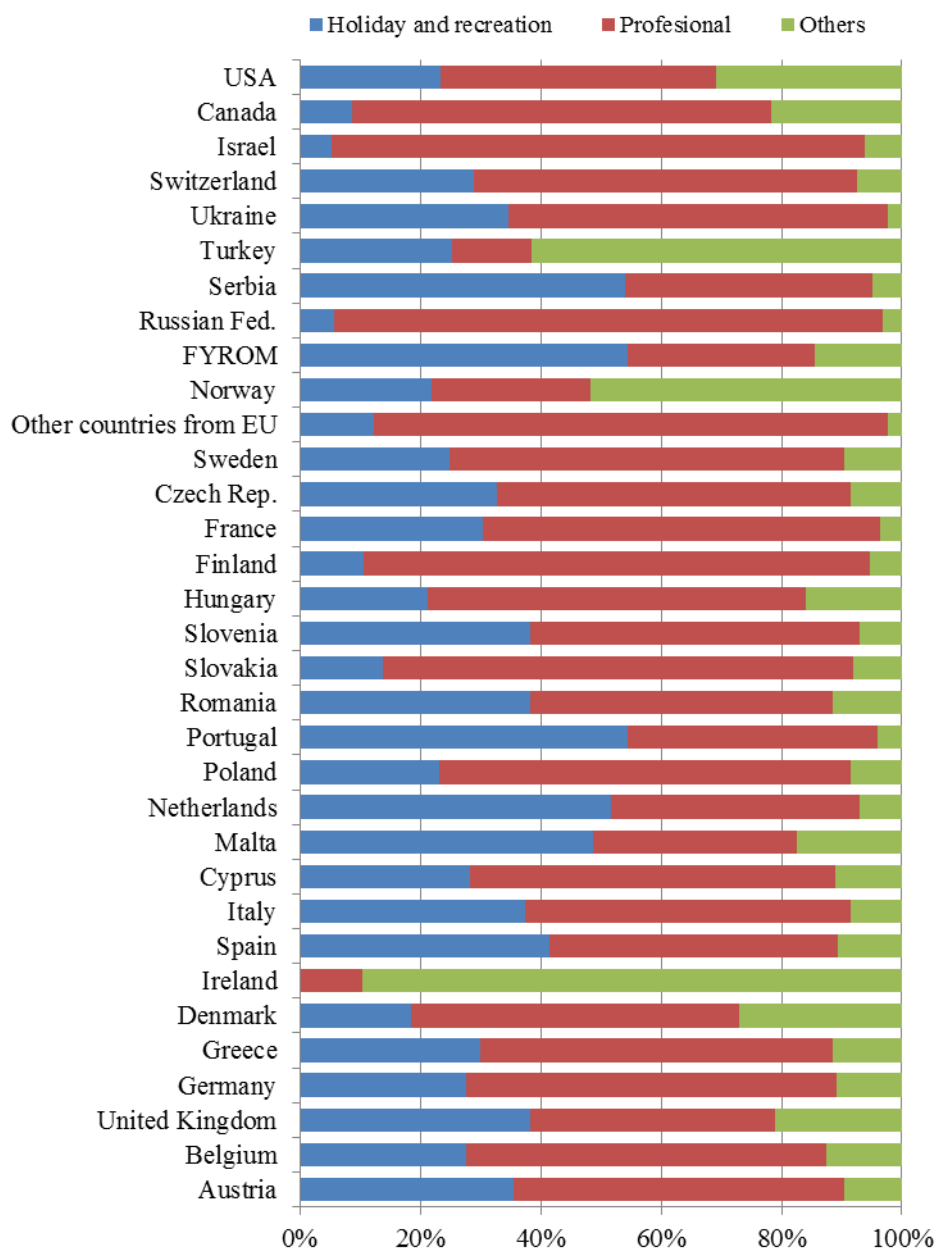


The trips with professional purpose composed the greatest share of the total number of trips of Bulgarian residents abroad - 38.3%, followed by the trips with holiday and recreation purposes - 34.6% and with other purposes (as guest, education and visit the cultural and sport events) - 27.1%. The trips with holiday and recreation purpose rose by 59.3%, while a decrease in the trips with other and professional purposes was registered - by 22.8 and 1.3% respectively.

In May 2012 the trips with professional purpose formed 61.7% of all trips to Germany, 58.4% - to Greece and 54.2% - to Italy. Predominated share of the trips to FYROM and Serbia was with holiday and recreation purpose - 54.3 and 53.9% respectively of all trips of Bulgarian residents to these countries, while 61.6% of trips to Turkey were with other purposes.



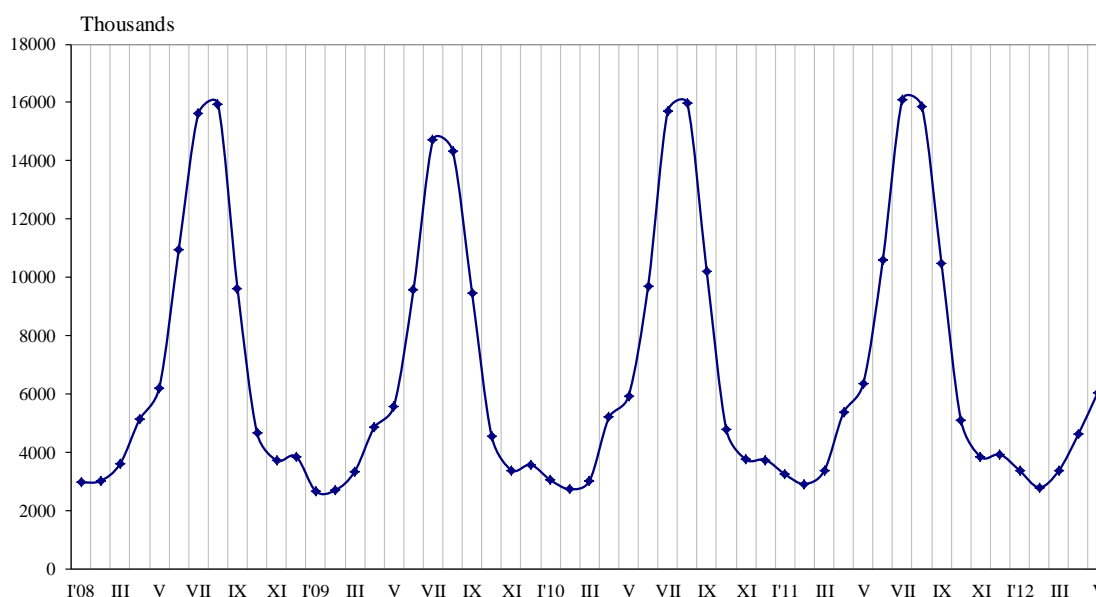
**Figure 2. Structure of trips of Bulgarian residents abroad by purpose of visit and by countries in May 2012**





In May 2012, **the number of arrivals of visitors from abroad to Bulgaria** was 605.9 thousand which was by 31.2% more compared to April, but with 4.6% below the level from May 2011 (Figure 3). A decrease in the visit by all observed purposes was registered, as the greatest was the drop in the visits with holiday and recreation purpose - by 8.4%, followed by these with professional purpose - by 3.0% and with other purposes - by 1.1%.

**Figure 3. Arrivals of visitors from abroad to Bulgaria by months**



In May 2012, the arrivals of visitors from EU Member States decreased by 8.6% in comparison with the same month of the previous year. A significant decrease was observed in the visits of the citizens from Germany - by 19.9% and the United Kingdom - by 16.3%. However a growth in the visits from Belgium - by 7.0% and Austria - by 6.3% was registered.

The visits of foreigners in the group “Other European countries”<sup>1</sup> increased by 3.5% as the highest growth was observed from Russian Federation citizens - by 17.1%.

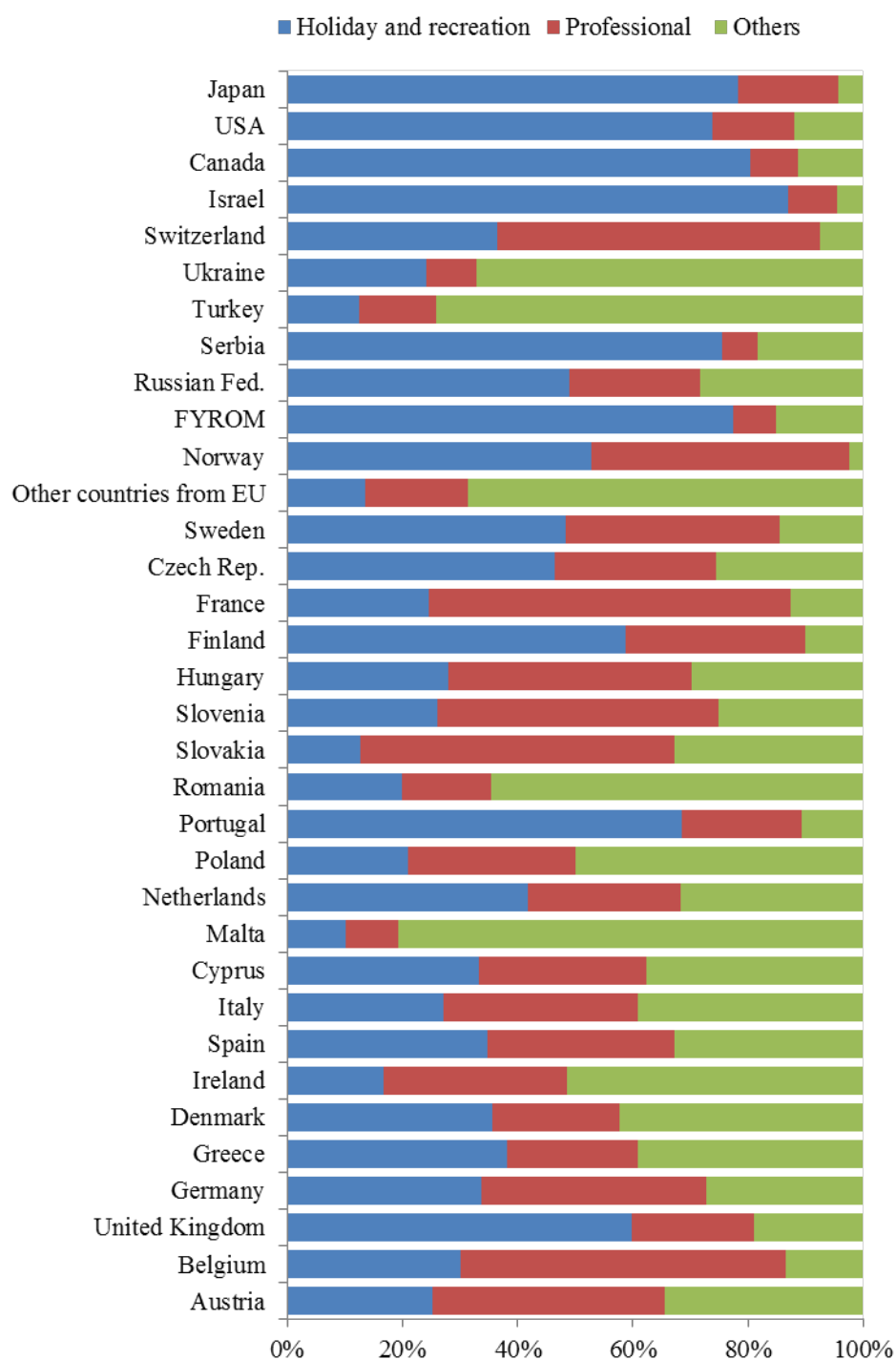
In May 2012 the visitors with holiday and recreation purpose composed the greatest relative share of the total number of foreigners visited Bulgaria - 42.6%, followed by the arrivals with other purposes (including as guest and passing transit) - 41.1% and with professional purpose - 16.3%.

The visits with holiday and recreation purpose formed 72.6% of the arrivals from FYROM, from Serbia - 62.7%, from Russia - 61.3% and from the United Kingdom - 61.2%. The visits with professional purpose were 40.7% of all arrivals from Italy, while with other purpose were 74.3% of the arrivals from Turkey and from Ukraine - 59.1%.

<sup>1</sup> Group of “Other European countries” include countries in Europe outside EU.



**Figure 4. Structure of arrivals of visitors to Bulgaria from abroad by purpose of visit and by countries in May 2012**





### **Methodological notes**

Statistical data on the trips of Bulgarian citizens travelling abroad and visits by foreigners in Bulgaria are obtained on the basis of monthly information received from the Ministry of Interior and sample survey of the National Statistical Institute among Bulgarian and foreign citizens passing the border check points.

Data on the number of the trips of the citizens of the European Union are estimated on the basis of the information obtained from the Ministry of Interior and the airport authorities. Data on the number of citizens of “third countries” are obtained directly from the Ministry of Interior.

Data on the purposes of the trips are developed on the basis of the NSI’s regular monthly sample survey of passing Bulgarian and foreign citizens on the border check points.



## ANNEX

Table 1

### Trips of Bulgarian residents abroad by purposes of visit and by country of destination in May 2012

Country of destination	Total number	Purpose of visit - number			Change in % compared to May 2011
		Holiday and recreation	Professional	Others	
<b>TOTAL</b>	<b>348414</b>	<b>120539</b>	<b>133439</b>	<b>94436</b>	<b>4.6</b>
<b>EU</b>	<b>158282</b>	<b>52122</b>	<b>87890</b>	<b>18270</b>	<b>2.6</b>
Austria	5162	1831	2843	488	4.9
Belgium	2186	604	1309	273	5.1
United Kingdom	9441	3617	3835	1989	9.8
Germany	13791	3798	8503	1490	5.0
Greece	72544	21784	42380	8380	-1.3
Denmark	200	37	109	54	-2.4
Ireland	161	25	14	122	-33.2
Spain	5806	2412	2772	622	-0.2
Italy	6601	2465	3577	559	19.6
Cyprus	743	211	452	80	-24.5
Malta	71	40	24	7	-
Netherlands	2761	1429	1137	195	64.0
Poland	1270	295	869	106	15.0
Portugal	147	80	61	6	-9.8
Romania	28433	10882	14277	3274	-1.1
Slovakia	87	12	68	7	-12.1
Slovenia	186	71	102	13	-4.1
Hungary	1465	312	923	230	-20.0
Finland	19	2	16	1	-
France	4760	1448	3145	167	46.6
Czech Rep.	2182	712	1282	188	26.4
Sweden	177	44	116	17	-16.5
Other countries from EU	89	11	76	2	-4.3
<b>Other European countries</b>	<b>187588</b>	<b>67809</b>	<b>43885</b>	<b>75894</b>	<b>6.7</b>
Norway	174	38	46	90	-19.1
FYROM	41234	22406	12860	5968	30.8
Russian Fed.	2818	160	2569	89	204.3
Serbia	31003	16721	12763	1519	26.8
Turkey	110616	27946	14542	68128	-5.8
Ukraine	579	201	364	14	-10.5
Switzerland	1164	337	741	86	79.1
<b>Other countries</b>	<b>781</b>	<b>111</b>	<b>525</b>	<b>145</b>	<b>-22.3</b>
Israel	377	20	334	23	-33.0
Canada	23	2	16	5	53.3
USA	381	89	175	117	-10.7
<b>Rest of the world</b>	<b>1763</b>	<b>497</b>	<b>1139</b>	<b>127</b>	<b>-18.0</b>



Table2

**Arrivals of visitors from abroad to Bulgaria  
by purpose of visit and by country of origin in May 2012**

Country of origin	Total - number	Purpose of visit - number			Change in % compared to May 2011
		Holiday and recreation	Professional	Others	
<b>TOTAL</b>	<b>605937</b>	<b>258066</b>	<b>98877</b>	<b>248994</b>	<b>-4,6</b>
<b>EU</b>	<b>379431</b>	<b>157639</b>	<b>72782</b>	<b>149010</b>	<b>-8,6</b>
Austria	9838	2928	2839	4071	6,3
Belgium	3684	1219	1462	1003	7,0
United Kingdom	17133	10477	3049	3607	-16,3
Germany	31199	11012	6308	13879	-19,9
Greece	103977	41610	22986	39381	-4,8
Denmark	2125	1021	357	747	-27,8
Ireland	2052	982	457	613	-1,5
Spain	3139	1129	926	1084	-13,2
Italy	9266	2727	3774	2765	-12,5
Cyprus	1976	684	493	799	-5,7
Malta	288	197	57	34	-21,7
Netherlands	4790	1726	926	2138	-16,3
Poland	8831	2468	1798	4565	-6,4
Portugal	552	224	254	74	-36,8
Romania	151902	67701	19218	64983	-4,8
Slovakia	3357	574	1074	1709	-15,2
Slovenia	1095	453	468	174	-19,8
Hungary	5050	1587	1065	2398	-24,8
Finland	1564	764	329	471	-40,6
France	8659	4194	2452	2013	-14,1
Czech Rep.	4218	2406	1064	748	3,8
Sweden	2704	1064	868	772	-48,9
Other countries from EU	2032	492	558	982	-13,5
<b>Other European countries</b>	<b>173978</b>	<b>73175</b>	<b>20524</b>	<b>80279</b>	<b>3,5</b>
Norway	566	227	248	91	-29,7
FYROM	33438	24287	2968	6183	-0,1
Russian Fed.	27073	16585	5069	5419	17,1
Serbia	30271	18989	1528	9754	-5,3
Turkey	67521	8461	8872	50188	7,5
Ukraine	14225	4435	1382	8408	-3,1
Switzerland	884	191	457	236	-27,1
<b>Other countries</b>	<b>17164</b>	<b>14582</b>	<b>1177</b>	<b>1405</b>	<b>-8,4</b>
Israel	7507	7039	304	164	-18,3
Canada	1597	1301	58	238	0,4
USA	6626	5030	651	945	-1,7
Japan	1434	1212	164	58	17,9
<b>Rest of the world</b>	<b>35364</b>	<b>12670</b>	<b>4394</b>	<b>18300</b>	<b>5,7</b>