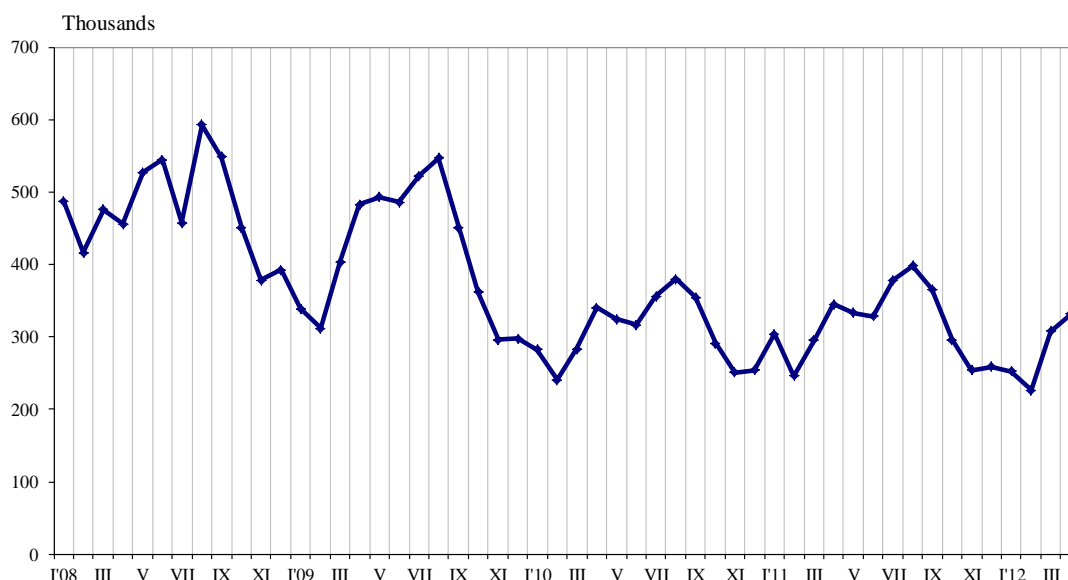




## TRIPS OF BULGARIAN RESIDENTS ABROAD AND ARRIVALS OF VISITORS FROM ABROAD TO BULGARIA IN APRIL 2012

In April 2012 **the number of the trips of Bulgarian residents abroad** was 332.0 thousand or by 7.8% more than in March and by 3.8% below the registered in April 2011 (Figure 1). An increase in the total number of the trips of Bulgarian residents compared to the same month of the previous year was registered to: Serbia - by 71.4%, France - by 58.6%, FYROM - by 38.5%, the United Kingdom - 14.9%, and etc. At the same time the greater decrease was observed to: Spain - by 29.5%, Austria - by 29.3% and Italy - by 21.9%.

**Figure 1. Trips of Bulgarian residents abroad by months**

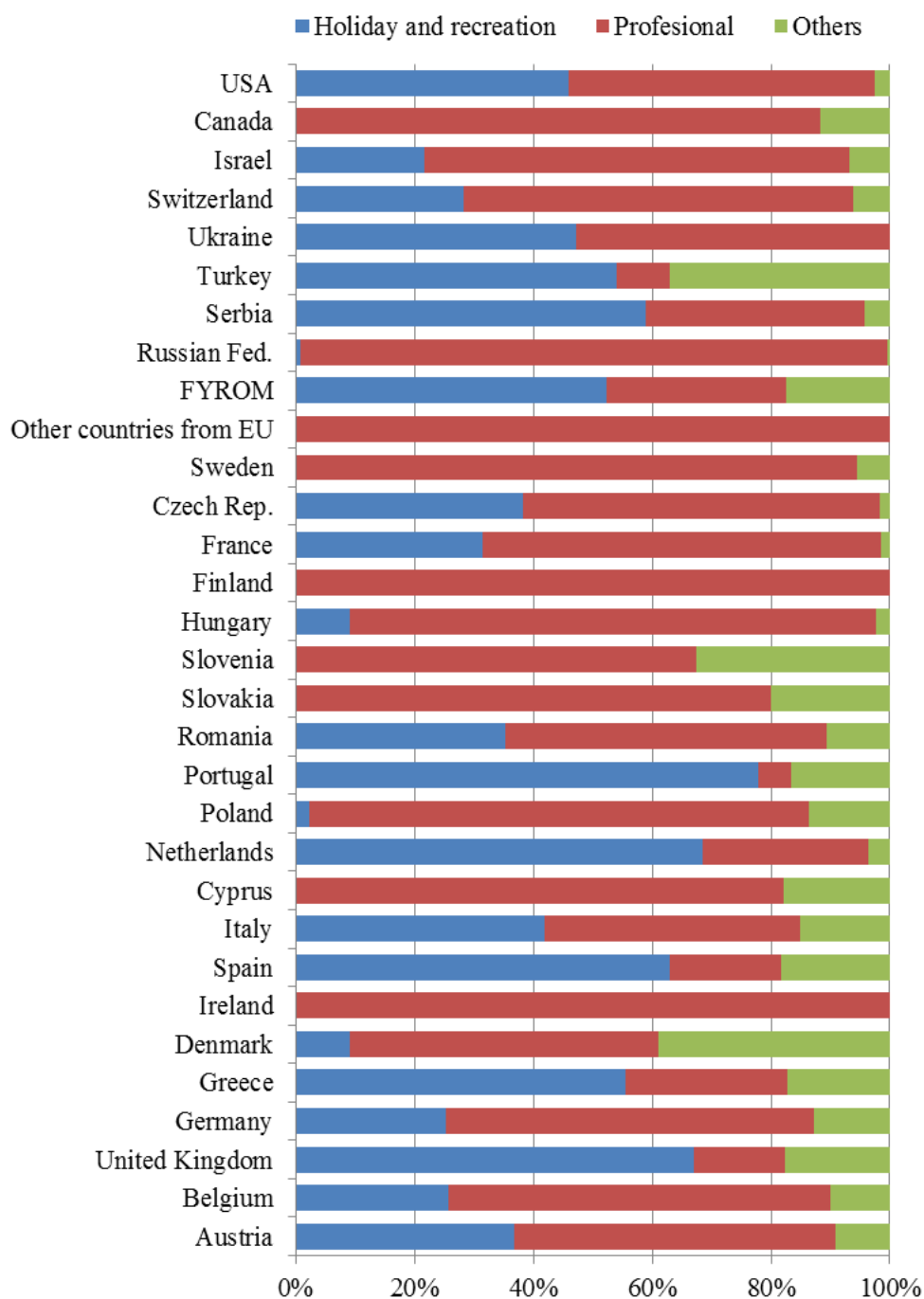


The trips with holiday and recreation purposes composed the greatest share of the total number of trips of Bulgarian residents abroad - 49.5%, followed by the trips with professional purpose - 31.9% and with other purposes (as guest, education and visit the cultural and sport events) - 18.6%. The trips with holiday and recreation purpose rose by 122.5%, while a drop in the professional trips and these with other purposes was registered - by 30.5 and 48.0% respectively.

In April 2012 the trips with professional purpose were 61.9% of all trips to Germany, 54.2% - to Austria and 54.1% - to Romania. Predominated share of the trips to Spain and Greece and Turkey was with holiday and recreation purpose - 63.0, 55.5 and 54.1% respectively of all trips of Bulgarian residents to these countries.



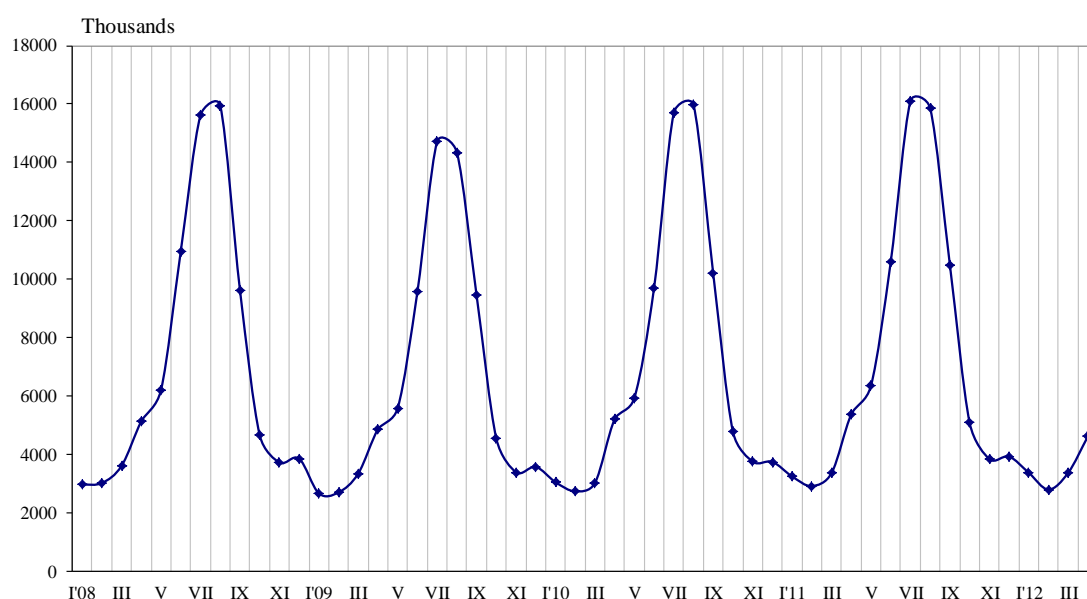
**Figure 2. Structure of trips of Bulgarian residents abroad by purpose of visit and by countries in April 2012**





In April 2012, **the number of arrivals of visitors from abroad to Bulgaria** was 461.7 thousand which was by 37.0% more compared to March 2012 and by 14.0% below the level from April 2011 (Figure 3). A decrease in the visit by all observed purposes was registered, as the greatest was the drop in the visits with other purposes - by 17.1%, followed by these with holiday and recreation purpose - by 13.5% and with professional purpose - by 6.2%.

**Figure 3. Arrivals of visitors from abroad to Bulgaria by months**



In April 2012, the arrivals of visitors from EU Member States decreased by 23.3% in comparison with the same month of the previous year. A significant decrease was observed in the visits of the citizens from Greece - by 28.3% and Romania - by 26.7%. However a growth in the visits from Czech Republic - by 6.9% and Spain - by 2.7% was registered.

The visits of foreigners in the group “Other European countries”<sup>1</sup> increased by 5.9% as the highest growth was observed from Russian Federation citizens and Ukraine - by 22.2 and by 17.4% respectively.

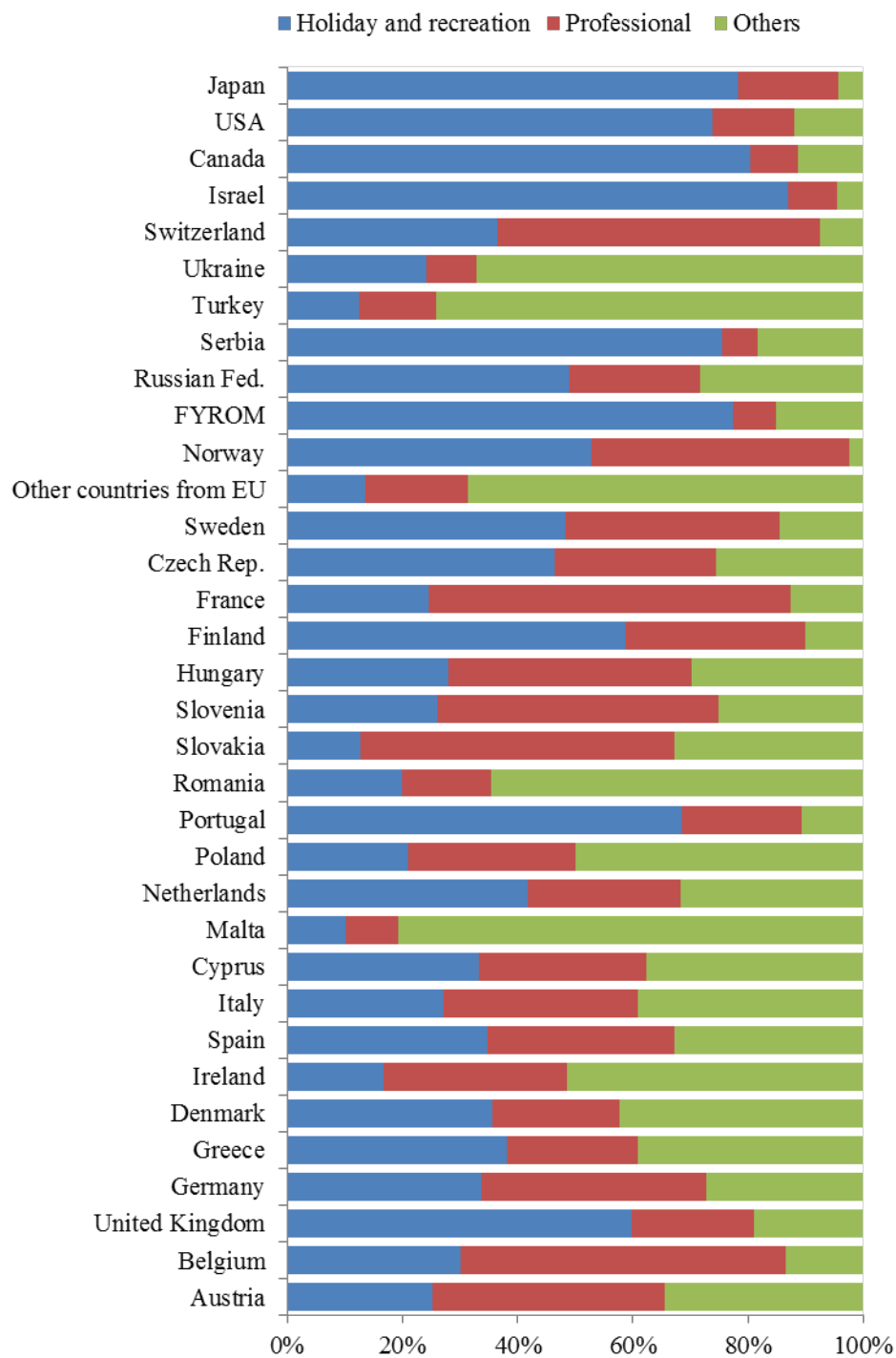
In April 2012 the visitors with other purposes (including as guest and passing transit) composed the greatest relative share of the total number of foreigners visited Bulgaria - 48.0%, followed by the arrivals with holiday and recreation purpose - 33.6% and professional purpose - 18.4%.

The visits with holiday and recreation purpose formed 77.4% of the arrivals from FYROM, 59.8% - from United Kingdom and 54.2% - from Serbia. The visits with professional purpose were 39.0% of all arrivals from Germany, while with other purpose were 74.1% of the arrivals from Turkey and 64.5% - from Romania.

<sup>1</sup> Group of “Other European countries” include countries in Europe outside EU.



**Figure 4. Structure of arrivals of visitors to Bulgaria from abroad by purpose of visit and by countries in April 2012**





### **Methodological notes**

Statistical data on the trips of Bulgarian citizens travelling abroad and visits by foreigners in Bulgaria are obtained on the basis of monthly information received from the Ministry of Interior and sample survey of the National Statistical Institute among Bulgarian and foreign citizens passing the border check points.

Data on the number of the trips of the citizens of the European Union are estimated on the basis of the information obtained from the Ministry of Interior and the airport authorities. Data on the number of citizens of “third countries” are obtained directly from the Ministry of Interior.

Data on the purposes of the trips are developed on the basis of the NSI’s regular monthly sample survey of passing Bulgarian and foreign citizens on the border check points.



## ANNEX

**Table 1**

**Trips of Bulgarian residents abroad by purposes of visit  
and by country of destination in April 2012**

Country of destination	Total number	Purpose of visit - number			Change in % compared to April 2011
		Holiday and recreation	Profesional	Others	
<b>TOTAL</b>	<b>331955</b>	<b>164469</b>	<b>105864</b>	<b>61622</b>	<b>-3,8</b>
<b>EU</b>	<b>153309</b>	<b>71098</b>	<b>61339</b>	<b>20872</b>	<b>-13,8</b>
Austria	5139	1888	2785	466	-29,3
Belgium	2178	559	1403	216	-39,2
United Kingdom	11150	7476	1702	1972	14,9
Germany	13394	3386	8295	1713	-21,5
Greece	62020	34409	16946	10665	-17,5
Denmark	131	12	68	51	-56,8
Ireland	16	-	16	-	-5,9
Spain	5164	3255	963	946	-29,5
Italy	7176	3005	3081	1090	-21,9
Cyprus	73	-	60	13	-96,4
Malta	-	-	-	-	-
Netherlands	4464	3054	1247	163	94,8
Poland	1351	30	1137	184	-0,7
Portugal	108	84	6	18	-38,3
Romania	29581	10430	15994	3157	-9,2
Slovakia	35	-	28	7	-63,9
Slovenia	80	-	54	26	-57,9
Hungary	780	71	690	19	-65,5
Finland	18	-	18	-	-
France	7341	2310	4923	108	58,6
Czech Rep.	2951	1129	1770	52	33,5
Sweden	110	-	104	6	-21,4
Other countries from EU	49	-	49	-	-31,0
<b>Other European countries</b>	<b>176968</b>	<b>93006</b>	<b>43253</b>	<b>40709</b>	<b>8,3</b>
Norway	31	-	31	-	-27,9
FYROM	42758	22406	12861	7491	38,5
Russian Fed.	6329	50	6252	27	292,4
Serbia	40904	24072	15066	1766	71,4
Turkey	84615	45752	7558	31305	-19,5
Ukraine	356	168	188	-	-43,8
Switzerland	1975	558	1297	120	51,7
<b>Other countries</b>	<b>571</b>	<b>222</b>	<b>327</b>	<b>22</b>	<b>-55,1</b>
Israel	102	22	73	7	-88,7
Canada	34	-	30	4	126,7
USA	435	200	224	11	23,9
<b>Rest of the world</b>	<b>1107</b>	<b>143</b>	<b>945</b>	<b>19</b>	<b>-53,1</b>



Table2

**Arrivals of visitors from abroad to Bulgaria  
by purpose of visit and by country of origin in April 2012**

Country of origin	Total - number	Purpose of visit - number			Change in % compared to April 2011
		Holiday and recreation	Professional	Others	
<b>TOTAL</b>	<b>461712</b>	<b>155035</b>	<b>84907</b>	<b>221770</b>	<b>-14,0</b>
<b>EU</b>	<b>269014</b>	<b>77201</b>	<b>63144</b>	<b>128669</b>	<b>-23,3</b>
Austria	7936	1998	3208	2730	-22,7
Belgium	2076	625	1173	278	0,3
United Kingdom	10842	6484	2296	2062	-10,4
Germany	15626	5271	6094	4261	-0,7
Greece	68800	26306	15588	26906	-28,3
Denmark	1165	416	257	492	1,9
Ireland	1123	189	357	577	-11,5
Spain	2993	1040	973	980	2,7
Italy	8827	2397	2969	3461	-11,4
Cyprus	1073	357	313	403	-40,9
Malta	946	96	87	763	466,5
Netherlands	2907	1216	770	921	-9,9
Poland	6989	1467	2027	3495	-22,1
Portugal	273	187	57	29	-69,8
Romania	117750	23486	18321	75943	-26,7
Slovakia	3107	396	1692	1019	-5,4
Slovenia	1118	292	546	280	-2,9
Hungary	4094	1146	1729	1219	-20,2
Finland	658	386	206	66	-34,9
France	4546	1116	2856	574	-24,9
Czech Rep.	3633	1691	1012	930	6,9
Sweden	845	409	313	123	-37,9
Other countries from EU	1687	230	300	1157	-14,1
<b>Other European countries</b>	<b>154814</b>	<b>61497</b>	<b>17208</b>	<b>76109</b>	<b>5,9</b>
Norway	412	218	184	10	10,8
FYROM	34942	27052	2639	5251	0,3
Russian Fed.	14105	6916	3205	3984	22,2
Serbia	30272	16414	1313	12545	5,2
Turkey	62417	7748	8448	46221	4,8
Ukraine	11990	2902	1040	8048	17,4
Switzerland	676	247	379	50	-29,7
<b>Other countries</b>	<b>9628</b>	<b>7625</b>	<b>1140</b>	<b>863</b>	<b>-12,1</b>
Israel	3129	2724	262	143	-34,8
Canada	1104	887	93	124	16,9
USA	4799	3547	682	570	6,1
Japan	596	467	103	26	-13,5
<b>Rest of the world</b>	<b>28256</b>	<b>8712</b>	<b>3415</b>	<b>16129</b>	<b>-3,8</b>